

Social Performance

Health and Safety

Zero fatality of employees in workplace, and occupational illnesses & diseases.

Lost time injury frequency rate of employee is decreased from the previous year and aims to achieve zero in 2024.

Performance Data	2018	2019	2020	2021 ⁽¹⁾	2022	GRI Standards	S&P Global CSA ⁽²⁾	SASB
From Workplace								
Hours Worked ⁽³⁾ (Million Hours Worked)								
• Employee	83.18	79.55	79.72	118.31	117.17			
• Contractor	110.63	110.95	124.97	140.43	134.29			
Total Recordable Work-Related Injury and Occupational Illness & Disease Rate (Cases/1,000,000 Hours Worked)								EM-CM-320a.1 RT-CH-320a.1
• Employee ⁽³⁾	0.854	0.880	0.840	0.947	0.785			
• Contractor	1.094	0.793	0.608	0.869	0.923			
Fatality Work-Related Injury and Occupational Illness & Disease Rate (Cases/1,000,000 Hours Worked)								RT-CH-320a.1
• Employee ⁽³⁾	0.000	0.000	0.000	0.017	0.000			
• Contractor	0.018	0.018	0.032	0.057	0.015			
Total Number of Recordable Work-Related Injury ⁽³⁾ (Cases)								
• Employee	71	70	67	112	92	GRI 403-9		
• Contractor	121	88	76	122	124			
Total Recordable Work-Related Injury Rate ⁽³⁾ (Cases/1,000,000 Hours Worked)								
• Employee	0.854	0.880	0.840	0.947	0.785	GRI 403-9		
• Contractor	1.094	0.793	0.608	0.869	0.923			
Number of Fatality Work-Related Injury ⁽³⁾ (Cases)								
• Employee (Male : Female)	0 : 0	0 : 0	0 : 0	1 : 1	0 : 0	GRI 403-9	3.7.4	
• Contractor (Male : Female)	2 : 0	1 : 1	3 : 1	8 : 0	2 : 0			
Fatality Work-Related Injury Rate ⁽³⁾ (Cases/1,000,000 Hours Worked)								
• Employee	0.000	0.000	0.000	0.017	0.000	GRI 403-9		
• Contractor	0.018	0.018	0.032	0.057	0.015			
Number of High-Consequence Work-Related Injury ⁽³⁾ (Cases)								
• Employee	NA	NA	0	2	1	GRI 403-9		
• Contractor	NA	NA	4	7	7			
High-Consequence Work-Related Injury Rate ⁽³⁾ (Cases/1,000,000 Hours Worked)								
• Employee	NA	NA	0.000	0.017	0.009	GRI 403-9		
• Contractor	NA	NA	0.032	0.050	0.052			
Lost Time Injury Frequency Rate ⁽³⁾ (Cases/1,000,000 Hours Worked)								
• Employee	0.192	0.239	0.113	0.389	0.137		3.7.5	
• Contractor	0.279	0.279	0.216	0.249	0.276		3.7.6	
Severity Work-Related Injury Rate (Days/1,000,000 Hours Worked)								
• Employee	2.685	4.890	2.960	6.246	2.330			
• Contractor	6.000	5.714	5.609	8.780	10.849			
Total Number of Recordable Occupational Illness & Disease (Cases)								
• Employee ⁽³⁾	0	0	0	0	0	GRI 403-10		
• Contractor	NA	NA	0	0	0			

Performance Data	2018	2019	2020	2021 ⁽¹⁾	2022	GRI Standards	S&P Global CSA ⁽²⁾	SASB
Occupational Illness Frequency Rate (Cases/1,000,000 Hours Worked)								
• Employee ⁽³⁾	0.000	0.000	0.000	0.000	0.000			
• Contractor	NA	NA	0.000	0.000	0.000			
Number of Fatality Occupational Illness & Disease (Cases)								
• Employee ⁽³⁾	0	0	0	0	0	GRI 403-10		
• Contractor	NA	NA	0	0	0			
Number of Reported Cases of Silicosis (Cases)								
• Employee ⁽³⁾	0	0	0	0	0			EM-CM-320a.2
• Contractor	NA	NA	0	0	0			
Near Miss Frequency Rate (Employee & Contractor) (Cases/1,000,000 Hours Worked)	NA	NA	17.524	20.213	58.044			EM-CM-320a.1
Process Safety Incident Count (PSIC) ⁽⁴⁾ (Cases)	NA	NA	0	0	0			RT-CH-540a.1
Process Safety Total Incident Rate (PSTIR) ⁽⁴⁾ (Cases/1,000,000 Hours Worked)	NA	NA	0	0	0			RT-CH-540a.1
Process Safety Incident Severity Rate (PSISR) ⁽⁴⁾ (Cases/1,000,000 Hours Worked)	NA	NA	0	0	0			RT-CH-540a.1
From Travelling and Transportation								
Number of Fatality Work-Related Injury ⁽³⁾ (Cases)								
• Employee (Male : Female)	0 : 0	0 : 0	0 : 0	0 : 0	1 : 0	GRI 403-9	3.7.4	
• Direct Transportation Contractor (Male : Female)	2 : 0	0 : 0	1 : 0	0 : 0	2 : 0			
• Other Transportation Contractor (Male : Female)	1 : 1	4 : 0	2 : 0	0 : 0	0 : 0			
Number of Transport Incident (Cases)	NA	NA	33	24	16			RT-CH-540a.2
Logistics Drivers Trained from SCG Skills Development School (Persons)	17,024	18,224	8,989	8,969	17,243			
From Workplace, Travelling and Transportation								
Number of Fatality Work-Related Injury ⁽³⁾ (Cases)								
• Employee (Male : Female)	0 : 0	0 : 0	0 : 0	1 : 1	1 : 0	GRI 403-9	3.7.4	
• Contractor (Male : Female)	4 : 0	1 : 1	4 : 1	8 : 0	4 : 0			
Others								
Product that have under gone a Hazard Assessment ⁽⁴⁾ (%)	NA	NA	100	100	100			RT-CH-410b.1
Revenue from Products that contain Globally Harmonized System of Classification and Labeling of Chemicals (GHS) ⁽⁴⁾ (%)	NA	NA	100	100	100			RT-CH-410b.1

⁽¹⁾ 1st year to Incorporate performance from abroad operations

⁽²⁾ Reference based on S&P Global CSA 2022 Questionnaire

⁽³⁾ Within SGS's limited assurance scope (Page 142-143)

⁽⁴⁾ Only SCGC (Chemicals Business)

Employee : A full time employee according to an employment contract such as operational level, supervisory and technical staff level, and managerial level including Intern (probationary) and special contracted employee.

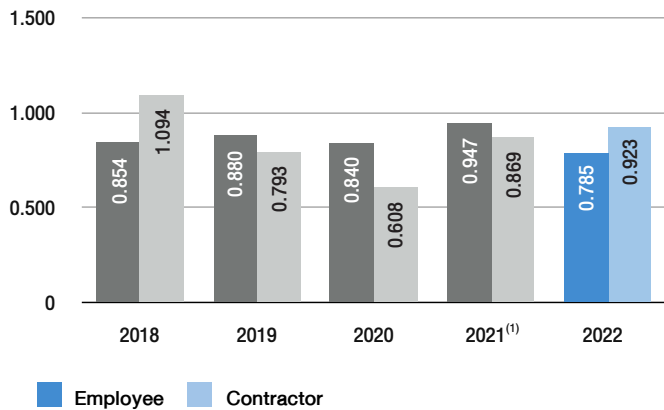
Workplace Contractor : A contractor that works for the organization, and whose work and/or workplace is controlled by the organization (exclude transportation contractor).

Direct Transportation Contractor : Transportation contractor with operation under SCG's brand.

Other Transportation Contractor : Other transportation contractor without operation under SCG's brand.

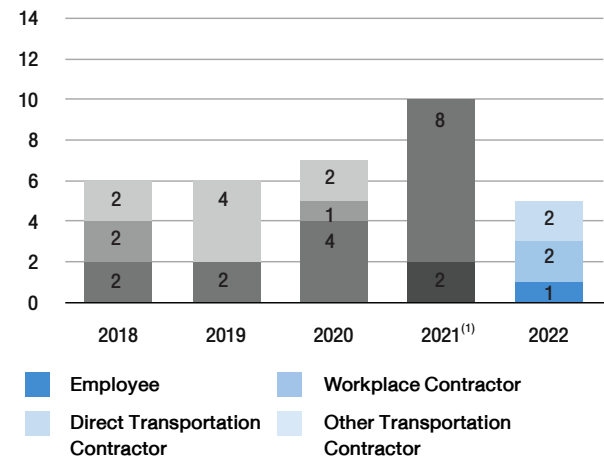
Total Recordable Work-Related Injury and Occupational Illness & Disease Rate

Cases/1,000,000 Hours Worked



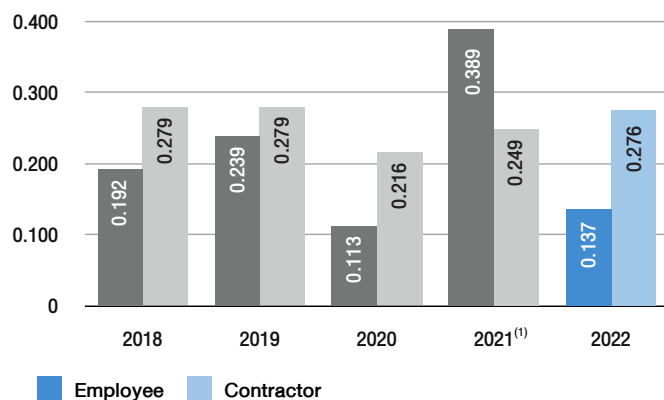
Number of Recordable Work-Related Injury

Cases



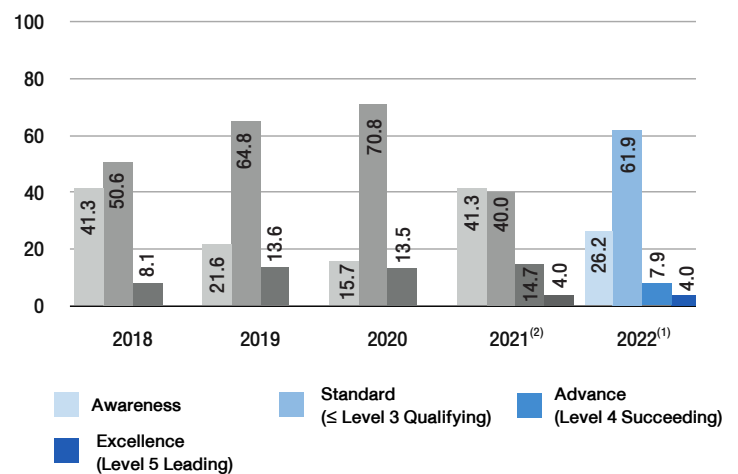
Lost Time Injury Frequency Rate

Cases/1,000,000 Hours Worked



SPAP Certified Companies

Percent



⁽¹⁾ 1st year to Incorporate performance from abroad operations

⁽²⁾ Safety performance level corresponding to SCG Safety Framework 2021

Workplace Contractor : A contractor that works for the organization, and whose work and/or workplace is controlled by the organization (exclude transportation contractor).

Direct Transportation Contractor : Transportation contractor with operation under SCG's brand.

Other Transportation Contractor : Other transportation contractor without operation under SCG's brand.