The Siam Cement Public Company Limited

Sustainability Narrative **2025**

FROM REPORTING TO STORYTELLING:
OUR BUSINESS CASE ALIGNED WITH ISSB FRAMEWORK



ACCELERATING COMPETITIVENESS

TURNING **CHALLENGES** INTO **STRENGTH**

SCG

Foreword

In 2025, the world continued to grapple with a complex and challenging landscape, marked by an intensifying climate crisis, a global economic slowdown, energy volatility, and increasingly stringent sustainability regulations across many regions. Amidst these pressures, a clear direction powered by high-quality data was indispensable. In response, SCG focused on strengthening its data accuracy, transparency, and verifiability, supported by robust governance, low-carbon innovation, and partnerships across the value chain, with the goal of maintaining its competitiveness and resilience while driving operational efficiency and delivering tangible positive impacts for both society and the environment.

To maintain alignment with the heightened disclosure requirements, SCG has elevated its reporting standards to meet international benchmarks. Most notably, SCG has integrated the International Sustainability Standards Board: ISSB (IFRS S1 and IFRS S2) into the SCG Sustainable Development Framework (2025), structured around Governance, Strategy, Risk & Opportunity Management, and Metrics & Targets. This ensures that environmental, social, and governance (ESG) considerations are systematically linked to SCG's risk management and strategic decision-making, resulting in comprehensive and transparent operations that truly align with the expectations of all stakeholders.

While SCG's ISSB-aligned disclosures are integrated into its Annual Report 2025 (One report), Sustainability Narrative 2025 serves to present business cases that illustrate how SCG has harnessed ISSB principles and requirements as vital tools for steering its corporate direction, managing sustainability risks, and making strategic decisions to create long-term value.

Furthermore, other relevant standards, such as the Global Reporting Initiative (GRI) Standards and the recommendations of the Taskforce on Nature-related Financial Disclosures (TNFD), have been integrated to enhance the comprehensiveness and completeness of SCG's disclosures.

The core content of the Sustainability Narrative 2025 is anchored in Double Materiality, which ensures both SCG's sustainability reporting evaluates both the financial impact on the business (financial materiality) and the business's impact on the economy, society, and the environment (impact materiality). These material issues are aligned with SCG's Inclusive Green Growth framework, consisting of three key pillars: Net Zero, Nature Positive, and Inclusive Society. To ensure the management of these issues is grounded in accurate and transparent data, SCG has developed the SCG ESG Data Platform to serve as a verifiable database compliant with measurement, reporting, and verification (MRV) standards. This platform supports analysis, tracking, and performance evaluation, while providing comprehensive qualitative and quantitative disclosures, thereby reinforcing stakeholder confidence.

Beyond internal initiatives, the disclosures in this report also highlight SCG's collaborations with suppliers, communities, government agencies, civil society, and partners, both domestically and internationally, to drive sustainable growth in its businesses, society, and the environment and achieve the shared goal of achieving long-term, sustainable growth.

A NOTE FROM THE CSO

In 2025, the world faced rapid and increasingly complex changes, from the climate crisis and international carbon regulations to digital technology and artificial intelligence, all significantly impacting business operations. Meanwhile, stakeholder expectations for transparency, accountability, and alignment with international operating standards continued to rise. These factors combined made it imperative for organizations to build "strategic resilience" to maintain long-term competitiveness.

At the regional level, Asia remained vulnerable to geopolitical issues, security risks, and natural disasters. Thailand, in particular, was impacted by severe flooding in the southern region, driven by increasingly volatile and intense climate conditions. These events underscore the critical need to elevate risk management, operational resilience, and business continuity to effectively respond to unpredictable situations.

To prepare for this evolving landscape, we have adopted the International Sustainability Standards Board (ISSB) framework as the foundation for integrating sustainability into our enterprise-wide strategy and operations, with emphasis on development across four key pillars: Governance, Strategy, Risk Management, and Metrics & Targets. Through a governance structure aligned with long-term sustainability goals, strategic resource allocation, and a management system that incorporates sustainability risks into the enterprise risk management framework, this proactive approach enables us to prevent impacts on the supply chain, production costs, and market access, while driving real implementation by executives and employees across all functions through our work culture.

In tandem with these ISSB-aligned strategic enhancements, SCG is cultivating work behaviors that drive measurable outcomes through the 3C framework: - Collaborative Mindset, Collaborative Action, and Collaborative Values. These pillars serve to link our strategy to implementation for all executives and employees. Furthermore, we have continued to promote collaboration with the public, private, and civil sectors under the PPPP approach - Public-Private-People Partnership, to ensure that our initiatives across all localities deliver balanced and sustainable social and business outcomes.

Guided by our ISSB-aligned management framework and collaborative culture, we are advancing firmly toward our Net Zero 2050 goals, with our short-, medium-, and long-term strategies effectively connected to build resilience against volatility and maintain competitiveness. In 2025, SCG achieved its greenhouse gas (GHG) reduction targets in line with the Science Based Targets initiative (SBTi), recording total emissions of 29.06 million tCO_2e, equivalent to 15.14% reduction compared to the 2020 baseline. This milestone was driven by investments in low-carbon technologies and solutions for our manufacturing, our portfolio of products and services, and operational improvements.

One of the key initiatives is the "Saraburi Sandbox," which serves as a model for area-based decarbonization that simultaneously bolsters our competitiveness in energy and sustainable manufacturing technologies. This project also promotes collaboration on natural resource conservation with local residents through community forest development and watershed restoration initiatives. Additionally, green financing has enhanced our liquidity, lowered capital costs, and expanded access to markets with increasingly stringent carbon requirements.

With regard to data, we have elevated sustainability data standards through the deployment of the ESG Data Platform, which was launched in late 2025. This platform ensures that GHG data collection, analysis, and reporting are complete, transparent, and compliant with international standards, supporting strategic decision-making, risk assessment, business impact assessment, and the ability to respond to customer and investor expectations in global markets effectively.

As for the supply chain, we have partnered with the Federation of Thai Industries on the Go Together and NZAP initiatives, designed to equip Thai SMEs with the ability to manage their GHG data, formulate decarbonization plans, and transition successfully into the low-carbon economy. This initiative underscores our commitment to fostering a business ecosystem for sustainable mutual growth.

Amid the volatility and challenges facing all businesses, SCG remains steadfast in moving forward firmly and creating economic, social, and environmental value. These initiatives are all rooted in the Sufficiency Economy Philosophy, which aligns with the ISSB framework through its emphasis on moderation, reasonableness, and self-immunity, thereby ensuring that the organization's strategic decision-making, risk management, and resource allocation are balanced and sustainable. In addition, this philosophy not only serves as the guiding principle that shapes an organizational culture prepared to handle uncertainty but also fosters business continuity from production processes and supply chains all the way to the creation of shared value with society, thereby enabling SCG to move forward with stability, even in the most challenging and volatile circumstances.



Chana Poomee
Chief Sustainability Officer, SCG
Co-Chairman of the SCG Sustainable Development Committee

SCG Business Philosophy

SCG conducts its business on the basis of Four Core Values: Adherence to Fairness, Dedication to Excellence, Belief in the Value of the Individual, and Concern for Social Responsibility, which form the foundation for its sustainable growth across all dimensions.

1 ADHERENCE TO FAIRNESS

It is the responsibility of SCG to ensure that all who come in contact with us are treated with equal fairness

- Customers who use our goods and services will obtain maximum benefit in terms of quality and cost.
- Shareholders will receive a proper rate of return on their investment.
- Employees will enjoy both appropriate compensation and a good standard of living.
- All groups of stakeholders will be fairly treated

2 DEDICATION TO EXCELLENCE

SCG is dedicated to right conduct and achieving the best results in all we undertake. We strive to learn and pursue whatever we can to help us overcome obstacles and advance in the path of growth and sustainability. This dedication will generate the best results for both SCG and all stakeholders.

3 BELIEF IN THE VALUE OF THE INDIVIDUAL

SCG is convinced that each of our staff constitutes our most valuable assets. We enrich them to cope with challenges of our changing times. In return, we provide all our employees with security and a sense of belonging. With such care and concern between the Company and staff, our personnel work for the progress of SCG.

4 CONCERN FOR SOCIAL RESPONSIBILITY

SCG behaves as a good corporate citizen in all communities and countries where we operate. We diligently perform our social duties and responsibilities while engaging in activities to preserve natural resources and sustainability of the environment.



Table of Contents

006 MESSAGE FROM PRESIDENT & CEO

ISSB IN ACTION

010 Governance
016 Strategy
032 Risk Management
038 Metrics and Targets

FEATURE STORY

040 Pragmatic Pathways to Low-Carbon Cement: Where Sustainability Meets Strength
048 Building Water Resilience in Eastern Thailand: A Case Study of Rayong
056 Circular Economy: Transforming Challenges into Opportunities for Innovation and Competitiveness

APPENDIX

066 About this Report
072 Actions Towards Sustainability Development Goals (SDGs)
094 Sustainability Performance Data
116 Operating Results of Cement Business in Accordance with Global Cement and Concrete Association (GCCA)
118 Mitigation Actions on Salient Human Rights Issues 2025 of SCG
120 Supplier Governance and Enhance Capacity Towards Sustainability
124 Subsidiaries Included in Sustainability Report 2025
133 Assurance Statements
136 GRI Content Index
143 Task Force on Climate-related Financial Disclosure (TCFD)
144 Sustainability Accounting Standards Board Response (SASB)

MESSAGE FROM PRESIDENT & CEO

In 2025, businesses continued to grapple with a climate of persistent economic, geopolitical, and environmental challenges. However, these pressures also provided a vital opportunity for organizations to reassess their business approaches and build greater long-term resilience. At SCG, we view these challenges as a key catalyst for re-strategizing and demonstrating that business growth can go hand-in-hand with environmental and social stewardship through systematic and sustained action. Throughout 2025, SCG's sustainability actions were anchored by three key pillars: **Net Zero, Nature Positive, and Inclusive Society.**

1. Net Zero

SCG has committed to a target of Net Zero greenhouse gas (GHG) emissions by 2050, backed by clear short- and long-term action plans tailored to the industrial context. For us, Net Zero is more than just an environmental goal; it is systematically integrated into our core business strategies, investment decisions, and risk management to ensure long-term competitiveness.

As the climate crisis intensifies, a purely reactive approach is no longer sufficient. SCG is therefore pursuing a dual strategy of mitigation and adaptation. In terms of mitigation, we are committed to reducing emissions across our value chain, carefully weighing risks and opportunities, including operational impacts, economic viability, capital expenditure, and alignment with our Net Zero objectives. In tandem, we place great importance on adaptation in preparation for the inevitable impacts of climate change. This involves assessing risks based on both their potential impact and probability, and implementing measures ranging from short-term crisis management to long-term business continuity planning. These initiatives enable us to maintain our operational resilience even amid heightened uncertainties.

We are also focused on developing and expanding our portfolio of low-carbon products, particularly low-carbon cement, which reduces emissions and therefore meets the demands of customers in markets with increasingly stringent climate regulations. In 2025, sales of SCG's low-carbon cement exceeded 8 million tons. Furthermore, we have enhanced our cement products for the international market by developing SCG Type IL, the first cement from Thailand to receive North American Environmental Product Declaration (EPD) certification, a testament to international confidence in both our quality and environmental standards.

However, as the Net Zero transition cannot be achieved by any single organization, SCG has expanded its role from corporate action to driving regional transformation through the Saraburi Sandbox, a low-carbon city model powered by a Public-Private-People Partnership (PPPP). This project integrates policy, technology, investment, and community involvement. As a result of this collaboration, the Saraburi Sandbox has been recognized by the World Economic Forum as part of its "Transitioning Industrial Clusters" initiative and now serves as a blueprint that can be scaled to other regions in Thailand and ASEAN, demonstrating that industrial decarbonization is achievable through systemic cooperation and appropriate governance.

2. Nature Positive

Nature is not just a resource that businesses depend on, but a crucial buffer against climate change and natural disasters. As such, SCG advances its Nature Positive agenda by restoring and protecting ecosystems, specifically through forest conservation and reforestation initiatives in collaboration with various sectors. Through these initiatives, we have conserved and restored over 500,000 rai of green space as of 2025, strengthening ecological balance and long-term natural resource security. This effort is coupled with localized water management, such as the construction and maintenance of check dams to improve water retention and mitigate the long-term risks of floods and droughts. These initiatives safeguard the natural resources essential to both our business operations and local communities. We also strive to minimize our environmental footprint from upstream to downstream by optimizing resource efficiency, increasing the use of recycled materials, repurposing waste as raw materials or energy, and designing reusability and recyclability into products in line with circular economy principles.

At the same time, SCG recognizes that certain natural risks, such as floods or earthquakes, cannot be entirely avoided. To address this, we have strengthened our business continuity management (BCM) and business continuity plans (BCP), encompassing everything from area-based risk assessments and emergency response planning to regular drills and the implementation of backup systems to ensure our ability to swiftly recover and resume operations after any unexpected event. A concrete example of this is our water management in Eastern Thailand, which serves as both a major industrial hub and a critical water resource for the country. SCG conducts local-level risk assessments for both floods and droughts, while simultaneously developing reservoirs, enhancing water efficiency, and recovering water for reuse in our production processes. In parallel, our water management plans are integrated into the BCM system to ensure the resilience of our business and value chain under highly uncertain conditions. These efforts are driven by systemic collaboration with stakeholders at both the local and policy levels, including government agencies, local authorities, communities, and industry peers. By exchanging risk data, co-developing water management plans, and tailoring solutions to the local context, these collaborations ensure that our water management not only supports both business operations but also bolsters the water security of surrounding communities and the industrial sector as a whole.

3. Inclusive Society

SCG believes that a transition to a low-carbon economy and sustainable growth can only be achieved when all stakeholders across the value chain adapt and move forward together. This is particularly true for our suppliers and small and medium enterprises (SMEs), who are essential to SCG's business continuity and competitiveness. As such, we are committed to working closely with them as a strategic partner and supporting them in enhancing their capabilities and risk management and adapting to evolving global regulations. This commitment is advanced through the Go Together Project, a collaboration with three major agencies: the Federation of Thai Industries, the Department of Industrial Promotion, and the Office of Small and Medium Enterprises Promotion,

with the goal of bolstering the capabilities of our suppliers and SMEs to operate efficiently and in line with sustainability practices, placing emphasis on knowledge sharing, exchange of experience, and the development of operational standards related to ESG, cost management, and energy and resource efficiency. In 2025, 1,203 participants took part in this program.

In parallel, SCG has scaled this support through the Net Zero Accelerator Program (NZAP) in collaboration with 12 key public and private organizations, including the Ministry of Agriculture and Cooperatives, the Ministry of Natural Resources and Environment, the Ministry of Interior, the Ministry of Industry, the Department of Climate Change and Environment, the Joint Standing Committee on Commerce, Industry and Banking, Thai Chamber of Commerce, the Federation of Thai Industries, the Thai Bankers' Association, Office of Small and Medium Enterprises Promotion, the International Chamber of Commerce Thailand, and the Thailand Greenhouse Gas Management Organization (TGO). This program fosters a collaborative ecosystem among government agencies, private organizations, and SCG's business partners through knowledge transfer and the acceleration of energy innovations, manufacturing processes, and practical low-carbon solutions. It also serves as a learning network where participants exchange ideas and experiences on climate resilience and GHG reduction to enhance organizational capabilities and drive tangible decarbonization. In 2025, the program included 106 participants (32 from the public sector and 74 from the private sector).

Additionally, we have established a network to drive the transition through the ESG Symposium 2025: Green Breakthrough Amid the Perfect Storm. As a platform for businesses, policymakers, experts, and various partners to exchange insights, experiences, and practical solutions, the symposium focused particularly on accelerating the energy transition, upgrading SME capabilities, and enhancing climate preparedness, and served to foster collaboration and the translation of ideas into action. SCG has also extended the concepts and networks developed at the ESG Symposium to Indonesia to support decarbonization and develop circular economy initiatives tailored to the local context.

Cultivating an Organizational Culture for A Sustainable Transition

A transition towards sustainability and growth in an uncertain world can only truly happen when the organization's culture promotes openness and collaboration. Synergizing the strengths of different generations is a cornerstone of SCG's progress. At SCG, experienced professionals, equipped with deep business insights and expertise, work alongside the younger generation, who bring fresh perspectives, agility, and technological fluency. This exchange of knowledge and diverse viewpoints enables the organization to make better informed decisions, readily adapt, and develop innovations that meet the needs of the future.

To maximize the outcome of such collaboration, SCG actively cultivates an "Organization of Possibility" culture, where every employee is empowered to showcase their potential, learn, experiment, and grow continuously. This culture extends beyond professional advancement to encompass a workplace environment that respects diversity, equality, and inclusion in every aspect of daily operations.

A concrete example of this open culture is the **Start the Dot Project**, which empowers employees to develop **strategic projects** and create new business opportunities through hands-on experience. Through a dedicated boot camp, participants are trained in business model design, marketing, and the development of prototypes or minimum viable products (MVPs). Selected projects receive investment and support through three stages: **Build, Test, and Grow**, with the goal of commercializing within three to five years. Notable projects in 2025 include HOLAR, a franchise-based solar business model; WOOD PLATFORM, which developed eucalyptus-based laminated veneer lumber as a low-carbon structural material; LGS, a modern construction technology using high-strength light-gauge steel for building structures; and UHPC, an ultra-high-performance concrete for bridges and foundation piles. These projects are a testament to our employees' capabilities to drive innovation and organizational growth in the future.

Being an "Organization of Possibility" means creating a space that encourages employees to think boldly, experiment, and adapt. This culture empowers our personnel to navigate change, create new value, and lead the organization forward amid the constant challenges and uncertainties of the modern world.



Thammasak Sethaudom
President & CEO, SCG
Chairman of the SCG Sustainable Development Committee



01 Governance

Corporate governance serves as the cornerstone and primary driver for SCG and is integrated into its business strategy to ensure sustainable value creation alongside social and environmental responsibility.

SCG operates under the principles of good corporate governance, prioritizing transparency and verifiability in data management in alignment with both domestic and international sustainability regulations to accelerate the transition toward sustainable operations and achieve the ultimate goal of Net Zero emissions. To support this systemic transformation, SCG has fostered strong collaborations across the entire value chain with all sectors, including the government, the private sector, and local communities.

In 2025, SCG announced the SCG Net Zero Policy, which defines a clear and unified operational framework for all business units across SCG. Under this policy, the Board of Directors plays a pivotal role in determining the organization's sustainability direction and strategies, overseeing operations to ensure alignment with the SCG Net Zero Roadmap, and systematically monitoring and evaluating ESG performance on a continuous basis.

Corporate Governance Structure

SCG's governance structure is systematically integrated to ensure transparency and efficiency in strategic decision-making, execution, and monitoring. Disclosures are conducted in accordance with international standards through annual reports, sustainability reports, and SCG's website to ensure stakeholders have access to all material data.

SCG also employs internal controls and multi-level auditing systems, comprising internal audits, third-party verification, and mechanisms for ethical governance and whistleblowing. Sustainability performance and progress on key initiatives are regularly reported to the Board of Directors to enable comprehensive oversight and a timely response to emerging changes.

To achieve tangible results in sustainability governance, SCG has defined clear roles and responsibilities across all levels of the organization, from the Board of Directors, which steers the organization's strategic direction, to sub-committees, executives, and operational units in each function. These roles are systematically linked to encompasses policy formulation, strategy implementation, performance tracking, and reporting to stakeholders.

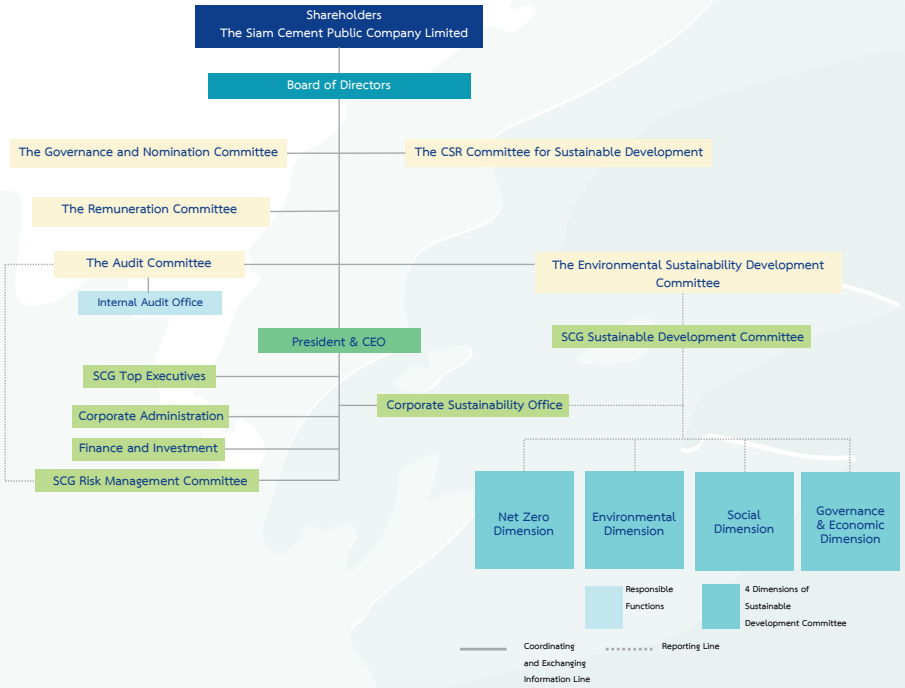

1. Board of Directors

The Board of Directors plays a pivotal role in overseeing and steering corporate sustainability and is responsible for establishing policies, strategies, and business directions in line with international ESG standards. The Board is also tasked with integrating double materiality, risk management, and stakeholder expectations into strategic decision-making, taking into account both the external factors affecting the company (outside-in) and the company's impact on the economy, society, and environment (inside-out) to define corporate direction and long-term business plans that are resilient and adaptive to regulatory changes, technological shifts, and global sustainability trends.

Furthermore, the Board ensures that ESG initiatives are transparent and well aligned with business planning, investment decisions, and risk management systems, with sustainability KPIs integrated into performance assessments and remuneration for Executives to advance the achievement of the organization's sustainability goals in a tangible way.

Highlights from Board Meetings in 2025

- Business strategies and directions were reviewed to maintain alignment with Net Zero targets and the rapidly evolving external environment.
- The Board monitored corporate sustainability performance, with respect to greenhouse gas (GHG) emissions reduction, climate risk management, supply chain management, and stakeholder impact.
- Top executive performance was reviewed through the Nomination and Remuneration Committee. ESG-related KPIs were also taken into account to align leadership performance with corporate objectives.

2. Environmental Sustainability Development Committee

The Environmental Sustainability Development Committee serves as a critical mechanism supporting the Board of Directors in its oversight of climate-related sustainability and SCG's transition to Net Zero emissions. Its role includes overseeing and supporting the Management's discharge of duties and fostering a unified understanding across the various sub-committees.

The committee is responsible for establishing sustainability policies and directions, ensuring that operations remain on track to achieve SCG's Net Zero target by 2050 and a 25% reduction in greenhouse gas emissions by 2030 relative to a 2020 baseline, and that all business groups integrate climate management into their core strategies. Furthermore, the committee reviews GHG reduction investment plans and evaluates the performance of major projects using internationally recognized tools, such as the Marginal Abatement Cost Curve (MACC) and Internal Carbon Pricing (ICP), to support decisions that align with the Company's decarbonization targets and enhance competitiveness both in the short and long term.

In addition, the Environmental Sustainability Development Committee ensures that transparent and reliable data systems are in place through the development of an ESG data platform in conjunction with measurement, reporting, and verification processes. The committee also monitors climate risk assessments, encompassing both physical and transition risks, to enhance organizational resilience, while also promoting skill development among its personnel and fostering a corporate culture geared toward a sustainable, low-carbon economy.

" Achieving the Net Zero goal will mark a momentous milestone for sustainable growth in the modern era. SCG is driving a transition toward a low-carbon business through innovation, investment, and comprehensive risk management to create long-term shared value for society and all stakeholders. "

Cholanat Yanaranop
Chairman of the Environmental Sustainability Development Committee



Environmental Sustainability Development Committee Meetings

In 2025, the Environmental Sustainability Development Committee convened four meetings. The key activities are summarized below:

- The committee tracked the progress of the SCG Net Zero Roadmap 2050, including GHG reduction, technological and process transformations, the expansion of renewable energy use, and decarbonization projects of each business unit.
- The effectiveness of investments in energy transition and low-carbon technologies was assessed using the MACC to prioritize decarbonization measures and take into account business viability alongside environmental impact reduction.
- The committee reviewed assessments of climate-related risks and opportunities associated with the Net Zero transition and ensured that these factors were linked to SCG's corporate strategy and business plans to achieve effective risk management.
- The committee followed up on the progress of ESG data platform development to support measurement, reporting, and verification in accordance with international standards and future regulatory requirements.



Cholanat Yanaranop
Director

Chairman



Parnsiree Amatayakul
Director

Member



Thammasak Sethaudom
President & CEO

Member



Chana Poomee
Chief Sustainability Officer

Secretary

3. SCG Sustainable Development Committee

Operating under the policies and oversight of the Environmental Sustainability Development Committee, the SCG Sustainable Development Committee drives strategies and manages sustainability-related risks and opportunities to achieve the Net Zero 2050 goal.

The committee, which comprises the President & CEO and top executives from all business units, is responsible for defining ESG policies, targets, and operational plans in alignment with the SCG Net Zero Roadmap, which are incorporated into business strategy and corporate risk management, with double materiality integrated into planning processes and decision-making to sustainably enhance value and competitiveness.

Additionally, the committee ensures that each business unit establishes its own Sustainable Development Committee. It also oversees the development of measurement, reporting, and verification (MRV) systems in accordance with international standards to ensure data accuracy, transparency, and auditability. In tandem, the committee focuses on strengthening the capabilities of its personnel and business partners with respect to ESG practices and the transition to a low-carbon economy, while monitoring, assessing, and reporting the performance of each business unit to the Environmental Sustainability Development Committee on a quarterly basis to achieve consistent and tangible results.

SCG Sustainable Development Committee Meeting

In 2025, the SCG Sustainable Development Committee convened four meetings. The key activities are summarized below:

- The committee reviewed SCG's material issues, particularly those identified in the double materiality assessment, and adjusted projects and activities to better align with stakeholder expectations and the Inclusive Green Growth approach.
- The committee evaluated key sustainability risks and opportunities, including their financial impacts, and provided recommendations for all business units to incorporate into their short-term and long-term strategies and business plans.
- Using the SCG Net Zero Roadmap 2050 as the primary framework, the committee tracked the implementation of GHG reduction plans across all business units and reviewed the progress of investment projects across the "Do Now," "To Decide," and "Decide Later" categories.
- Progress on ESG data management was monitored to ensure readiness for disclosure in accordance with international standards, such as ISSB, CDP, MSCI, Sustainalytics, and S&P Global CSA.
- The committee considered collaborations with domestic and international organizations, such as WBCSD, GCCA, UNGC, and TBCSD, and advanced cooperation with the private sector, suppliers, SMEs, government agencies, and industrial networks to accelerate the transition to a low-carbon society.



02 Strategy

Amidst intensifying and increasingly complex global challenges, sustainability issues, from climate change and biodiversity loss to social inequality, have become pivotal factors directly impacting business risks, costs, and competitiveness, which in turn have significant implications for an organization's long-term growth opportunities and access to capital.

In response, SCG has established a sustainability strategy not only to serve as a core mechanism for driving business growth and creating economic, social, and environmental value but also to support a balanced and sustainable transition toward a low-carbon economy through the Inclusive Green Growth approach, consisting of three main pillars: Net Zero, Nature Positive, and Inclusive Society.

Overall, this strategy seeks to reduce greenhouse gas (GHG) emissions across the entire value chain as well as drive resource efficiency and the protection and restoration of ecosystems by enhancing energy efficiency, developing low-carbon innovations, technologies, and products, and realigning production processes in accordance with the principles of circular economy, with the ultimate goal of maximizing resource value and strengthening the company's long-term competitiveness.

As a sustainable transition to a low-carbon economy can only be realized when all sectors can adapt and grow together, SCG actively strives to empower its personnel, suppliers, communities, and stakeholders across the value chain to ensure their adaptability and inclusion in this transition, while also supporting equitable economic growth. Through these efforts, SCG ensures that business growth is achieved in harmony with social and environmental progress and fosters shared value in the long term.

To ensure this strategy is implemented systematically and linked to business decision-making, SCG has updated its SCG Sustainable Development Framework to align with the International Sustainability Standards Board (ISSB) standards. Comprising four core elements: Governance, Strategy, Risk Management, and Metrics & Targets, this framework enables SCG to integrate financially material topics into strategic planning, capital allocation, and the management of risks and opportunities across the value chain. This approach enhances transparency, builds credibility in disclosure, and strengthens competitiveness and resilience in a rapidly evolving global context.

Integrating Sustainability into Business under the ISSB Framework

SCG has adopted the ISSB framework as the basis for its sustainability management to support decision-making, governance, and long-term competitiveness. Under this initiative, data on sustainability-related impacts, risks, and opportunities is systematically integrated into the business planning process, efficiently linking materiality assessments, including impacts on finance, investment, and the supply chain, with data on climate, natural resources, and stakeholder expectations. This integration ultimately enables SCG to clearly and transparently define strategic directions in response to changes across all dimensions, thereby bolstering investor and stakeholder confidence in the long-term sustainability of the business.

Enhancing Work System and Organizational Culture Enhancement

The systematic integration of the sustainability strategy into business operations is achieved through collaborative efforts aimed at driving change across SCG and its business ecosystem to ensure long-term sustainable growth.



Regenerative Transformation for Inclusive Green Growth
Enhance competitive transition towards Net Zero, Nature Positive and Inclusive Society.

ESG Integration
Embed sustainability practices into business operation and culture with a holistic approach that integrates policy development, governance structures, and effective execution.

Transitional Network
Strengthen global and regional collaboration to gain collective actions on supportive policy, technology, finance and governance.

Disclosure
Promote transparency and accountability to build trust among stakeholders by adopting internationally recognized frameworks.

To ensure the ISSB framework integration leads to tangible outcomes, SCG has upgraded its organizational structure, tools, and work culture across three key dimensions, as detailed below.

1. **Personnel and Work System Development:** SCG promotes the development of skills, awareness, and a collaborative work culture for employees at all levels, while strengthening work processes to effectively integrate sustainability data and principles into daily operations and drive meaningful positive change.
2. **Management Structure:** A sustainability management structure with a clear governance framework ensures uniform practices from the policy level down to the oversight units and operational teams and enhances precision and responsiveness to the evolving context in decision-making.
3. **Work Process:** SCG continuously manages its sustainability-related risks and opportunities. This process involves identifying and assessing risks, defining targets and work guidelines in collaboration with external stakeholders, monitoring results and verifying data accuracy comprehensively, and continuously improving operations, all coupled with transparent, auditable disclosures in compliance with ISSB standards.



SCG is firmly on the path toward achieving Net Zero greenhouse gas emissions by 2050 and is working towards its targets, validated by the Science Based Targets Initiative (SBTi), to reduce direct and energy-related emissions (Scopes 1 and 2) by 25% by 2030 compared to a 2020 base year, and cut value chain emissions from fossil fuel sales to external customers (Scope 3) by at least 25% by 2031 against a 2021 base year. To drive these goals, SCG has adopted the Marginal Abatement Cost Curve (MACC) as a tool for prioritizing decarbonization projects based on their business value and decarbonization potential. Using this tool, projects are categorized into three groups: 1) Do Now, which are cost-effective and ready for immediate implementation; 2) To Decide, which are technologically ready but require supporting factors to be investment-worthy; and 3) Decide Later, which represent high-potential projects awaiting future technological maturity or more favorable pricing.

SCG Net Zero Roadmap

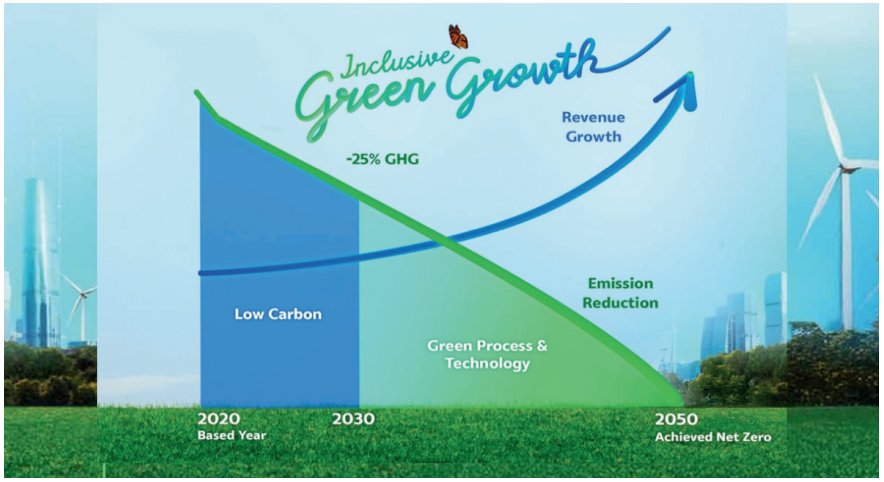

Operational Strategies

Strategy	Key Actions
1) Process and Technology Transformation Decarbonizing production through alternative energy, energy efficiency optimization, and the development of low-carbon products.	• Increase the ratio of alternative fuels, such as RDFs and biomass. • Expand the use of renewable energy. • Improve the efficiency of kiln systems and core production processes. • Develop low-carbon cement. • Study and monitor emerging technologies, such as CCUS, hydrogen, and electrification.
2) Analyzing Transition Risks and Opportunities Utilizing insights into policy, technology, and market trends to ensure precise decarbonization strategies and investments.	• Analyze the impact of carbon mechanisms, such as CBAM and ETS. • Assess market demand for low-carbon products. • Utilize the ESG Data Platform and MRV systems for strategic planning.
3) Cost-Effective Resource Allocation Applying the MACC to prioritize projects that deliver fast, cost-effective, and high-yield carbon reductions.	• Categorize projects into Do Now, To Decide, and Decide Later projects. Invest in initiatives that provide rapid carbon reduction at a lower cost.
4) Collaboration with the Supply Chain Partners and Industrial Peers Elevating systemic sustainability by working with suppliers, customers, communities, and industrial peers.	• The supplier decarbonization program. • The Saraburi Sandbox - low-carbon city model. Public-Private-People Partnerships (PPPP). • Collaborate with customers and business partners to develop low-carbon materials.

Outcomes

In 2025, SCG achieved a total greenhouse gas (GHG) emission reduction of 29.06 million tCO_2e, representing a 15.14% decrease from the 2020 base year. These results were driven by various key measures, including energy efficiency optimization, an increased share of alternative fuels, and high-efficiency process improvements. Consequently, SCG's GHG emission intensity relative to revenue stood at 58.48 tCO_2e per million baht.

The key mechanism include:

1. Increasing the use of alternative Fuels (AF) such as RDF and biomass, which help reduce reliance on coal and supports the circular economy. In 2025, the AF share acconted for 23% of total thermal energy consumption.

2. Expanding Renewable Energy (RE) usage, including electricity generated from Waste Heat Generation: WHG from the production process and solar power. Together, these sources accounted for 21% of total electricity consumption.

3. Improving Energy Efficiency (EE) through continuous enhancement projects, particularly in cement kiln and main facility in production plant.

Regarding low-carbon product development, SCG successfully increased the penetration rate of low-carbon cement in Thailand to 82%. Simultaneously, the implementation of a comprehensive Measurement, Reporting, and Verification (MRV) system across all domestic and international plants has enhanced the accuracy, transparency, and reliability of climate-related data, ensuring full alignment with international disclosure standards.

"Do Now" Investments

In 2025, as a result of the adoption of the MACC tool, SCG moved forward with a 'Do Now' projects, selecting those that meet investment return criteria, which including energy efficiency, alternative fuel substitution, and production process optimization, resulting in a total potential GHG reduction of 469,809 tCO_2e per year with a CAPEX of 1,750 million baht.

SARABURI SANDBOX

The Saraburi Sandbox is a pioneering Public–Private–People Partnership (PPPP) in which SCG has played an active role to transform Saraburi, a major cement production hub, into a low-carbon city model. This initiative serves as a testing ground for the transition to a low-carbon economy across five key dimensions:
1) transitioning to clean and sustainable energy, 2) promoting green industries and eco-friendly products,
3) waste-to-value management, 4) supporting low-carbon agriculture, and 5) expanding green spaces.

The Saraburi Sandbox utilizes an 'Area-based Approach' as a prime example of how sustainability goals can be balanced with Nature Positive and Inclusive Society outcomes. This model not only reduces emissions and restores biodiversity but also enhances the quality of life and economic opportunities for the local community, serving as a blueprint for an industrial cluster-level transition that can be scaled to other areas.



In 2025, SCG, in collaboration with public sector, private sector partners, and civil society, formulated strategic plans and advanced a range of initiatives under the Saraburi Sandbox Project, as outlined below:

1. Accelerating clean energy transition A White Paper was prepared and submitted to the Cabinet to promote the “Saraburi Sandbox” as a national pilot area for greenhouse gas emissions reduction. The initiative supports the adoption of clean energy, including solar power, renewable energy from biomass, and refuse-derived fuel (RDF), in alignment with Thailand’s NDC 3.0 commitments.

2. Fostering green industry & green products Thailand’s cement industry successfully elevated the Thai Industrial Standard for hydraulic cement (TIS 2594-2567) to a mandatory standard, replacing Portland cement (TIS 15). Thai Cement Manufacturers Association (TCMA) has also collaborated with several international organizations to develop transition pathways toward a green cement industry. Notably, the Mobile Carbon Capture Unit project, supported by the Government of Canada, is currently undergoing a feasibility study to capture flue gas emissions from cement plant in Thailand, with pilot implementation expected in 2026.

3. Turning waste into value SCG, in partnership with Saraburi Provincial Administrative Organization and the Saraburi Provincial Education Office, implemented the “Zero Waste School” program across 13 schools. The initiative focuses on waste reduction at source, waste segregation, and maximizing resource utilization to create added value. SCG directly supported 5 schools: Anuban Saraburi School (Mueang Saraburi District), Anuban Wihan Daeng School (Wihan Daeng District), Jamrat Wittaya School (Wang Muang District), Tha Luang Cement Thai Anusorn Technical College (Ban Mo District), and Ban Nong Phak Nok School (Muak Lek District).



4. Promoting low-carbon agriculture SCG collaborated with the Saraburi Provincial Agriculture Office to promote the adoption of the “Alternate Wetting and Drying (AWD)” rice cultivation method to reduce greenhouse gas emissions. Support was also provided for packaging development of “Saraburi Eco-friendly Rice,” produced through AWD practices, to enhance product value and expand market opportunities in partnership with the Tha Chang Subdistrict Community Rice Center Enterprise (Sao Hai District, Saraburi Province). Furthermore, under a PPPP framework, the Sustainable Sugarcane Leaf Burning Reduction Project was implemented in Wang Muang District. The project supports shredding and baling equipment for sugarcane leaves, enabling agricultural residues to be used as alternative fuel in the industrial sector. This initiative helps reduce open-air burning, mitigate PM2.5 pollution, and generate supplementary income for local farmers.

5. Increasing green spaces SCG has strengthened the network of 45 community forests across Saraburi Province while enhancing local livelihoods through knowledge exchange and shared experiences among community forest networks. Activities include reforestation of expanding green areas and the promotion of biodiversity within community forests to serve as food sources and income-generating assets for local communities. Building upon the unique strengths of each community forest, eco-tourism initiatives have been further developed in collaboration with the Saraburi Tourism Association, including the capacity building of certified “forest bathing guides” and the organization of forest bathing activities to raise awareness of forest conservation while generating local income.

In addition, SCG partnered with Ban Khlong Rabang Community Forest to organize the “Saraburi Youth Forest Conservation” program, encouraging youth participation in forest stewardship. Technical support was also provided to Ban Tham Nam Phu and Ban Muak Lek Nai Community Forests in preparing project proposals to secure funding from the Environmental Fund under the Ministry of Natural Resources and Environment, resulting in total approved funding of THB 4.16 million. SCG and its network partners also launched the “Sustainable Community Water Management Project, Saraburi Province” aimed at developing participatory water management systems covering water storage, utilization, and resource management to mitigate the impacts of droughts and floods. The project is being piloted in Muak Lek and Kaeng Khoi Districts.

6. International Recognition The Saraburi Sandbox initiative, driven through the PPPP model, was selected by the World Economic Forum as one of the 10 initiative projects in ASEAN and was featured in the World Economic Forum Annual Meeting 2026 in Davos, Switzerland.





NATURE POSITIVE

With global temperatures rising steadily and the climate crisis intensifying worldwide, focusing solely on greenhouse gas (GHG) reduction is no longer enough to buffer the impacts of increasingly severe natural disasters. Mitigation must be paired with climate adaptation, alongside the minimization of impacts on natural resources, the reduction of dependency on such resources, as well as the continuous revitalization of nature. In tandem, efforts must be made to generate economic and social value in a balanced manner and support net-zero goals by enhancing natural carbon sinks, reducing resource risks across the value chain, and driving a systematic and sustainable transition to a low-carbon economy through a circular economy-driven approach.

Given the global mission to halt nature loss by 2030 and achieve full ecosystem recovery by 2050, SCG recognizes the vital importance of natural resources and has adopted the Global Biodiversity Framework (GBF) and the Taskforce on Nature-related Financial Disclosures (TNFD), specifically the LEAP approach (Locate–Evaluate–Assess–Prepare), as its primary tools for assessing its dependencies and impacts on nature. These tools are also deployed for the management and disclosure of data, with material dimensions consisting of water management, circular resource use, biodiversity, and air quality across key areas of the value chain. This is achieved through public–private–people partnership (PPPP) in collaboration with the government, private sector, academic institutions, and local communities.

Regarding **water management**, SCG prioritizes water efficiency, recycling, and returning high-quality water to the ecosystem. In parallel, SCG seeks to restore and secure water resources for both its operations and surrounding communities to maintain balance and mitigate the risk of water scarcity in the long term.

In terms of **circular economy and waste management**, SCG is reducing its reliance on virgin resources by increasing the ratio of recycled materials in its products and enhancing resource efficiency by reducing waste at the source and promoting systematic reuse to create long-term value.

As for **biodiversity**, SCG strives to achieve a net-positive impact on biodiversity across its pilot areas, enhancing ecosystem health both within its operating sites and throughout the value chain.

Finally, regarding **air quality**, SCG has deployed technologies to reduce and control emissions. In tandem, SCG continuously monitors, evaluates, and improves air quality across its sites while also collaborating with communities and stakeholders to manage air quality issues systematically and sustainably.

Operational Strategies

Strategy	Key Actions
1) Sustainable Water Management	• Improve water efficiency within production processes. • Scale up the use of recycled water and closed-loop water systems. • Restore water quality and return it to nature and communities in better condition and larger quantities than when it was withdrawn. • Collaborate with communities in high-risk areas to strengthen water stewardship and ensure business continuity.
2) Circular Economy and Waste Management	• Design products and processes to eliminate material waste at the source. • Increase the proportion of recycled materials and alternative raw materials with low ecosystem impact. • Utilize waste as raw materials or alternative fuels through industrial symbiosis. • Collaborate on the development of closed-loop mechanical and chemical recycling systems. • Develop eco-friendly products and solutions across their entire life cycle.
3) Impact Mitigation and Restoration of Biodiversity	• Apply the mitigation hierarchy (avoid – minimize – restore – offset) to manage impacts on biodiversity. • Develop environmentally responsible production processes, including sustainable forest management aligned with FSC™- Forest Stewardship Council™ Standards, the development of semi-open cut mining practices, and the implementation of mine rehabilitation plans and biodiversity management plans. • Conserve and restore terrestrial and marine ecosystems through initiatives such as reforestation, check dam construction, mangrove restoration, and coral reef rehabilitation, in partnership with experts and relevant agencies.
4) Air Quality Management	• Reduce dust emissions released into the environment. • Build partnerships with communities and stakeholders to mitigate air quality impacts.

Outcomes

1. Sustainable Water Management

Recognizing the immense value of water, SCG has elevated its management approach by focusing on community collaboration, watershed-level ecosystem conservation, and sustainable water security through several key initiatives.

Technology Deployment to Enhance Water Efficiency and Water Recycling

In 2025, a key initiative was the expansion of the chloride concentration limit in the cooling water recirculation system at Map Ta Phut Olefins Co., Ltd. This project reduced external water withdrawal by more than 250,000 cubic meters, with an estimated annual reduction of up to 400,000 cubic meters when operated for a full year. In terms of investment, SCGC advances eco-efficiency through improvements to cooling systems, increased water recirculation, and investments in advanced technologies such as Reverse Osmosis (RO) and recycled water treatment systems. These efforts enhance operational efficiency, reduce energy consumption, and deliver sustainable outcomes. SCGC also collaborates with global partners such as Ecolab to integrate advanced technologies and expertise into its production processes. This partnership strengthens water-use efficiency, reduces water-related risks, and enhances resilience against resource uncertainties. As a result, in 2025, SCGC reduced freshwater withdrawal from natural sources by more than 300,000 cubic meters.

SCG places strong emphasis on systematic water resource management amid increasing drought risks driven by climate change and evolving government water management policies, which may affect production costs and community relations particularly in key industrial zones such as Thailand's Eastern region.

The Company has integrated the TNFD LEAP approach into its enterprise risk management processes to assess and manage water-related risks and opportunities. This approach aims to reduce dependency on natural water resources, minimize impacts on ecosystems, and strengthen long-term business resilience. These efforts are implemented alongside water efficiency improvements, increased water recycling, watershed restoration, and support for community access to clean water, under the principle that water is a shared resource.

SCG remains committed to becoming a Water Positive organization by maximizing water-use efficiency and returning more water to nature and ecosystems than is withdrawn.

Collaboration for EEC Security

In the Eastern Economic Corridor (EEC), SCG has expanded its role from internal water management to creating tangible regional value. Through a partnership with the public and private sectors and local communities, SCG has established the Keyman Water War Room (Eastern) to oversee water management in Chachoengsao, Chonburi, and Rayong. A primary measure involved pre-emptive water diversion through the Eastern Water Grid to fill reservoirs ahead of the 2026 dry season, resulting in several reservoirs reaching near-full capacity and ensuring sufficient water supply for both industry and local communities. Additionally, SCG plays a proactive role in the East Coast Basin Committee to help define the long-term direction of regional water management by sharing data, technology, and internal management expertise to sustainably bolster water security.

Developing a Community Water Management Prototype

Beyond industrial operations, SCG has scaled its efforts to the community level through a sustainable community water management project in Saraburi, specifically in Muak Lek and Kaeng Khoi Districts. In collaboration with the Hydro-Informatics Institute (HII) and government agencies, SCG utilized scientific data to analyze high-risk areas and invited residents to participate in creating community water maps to identify local issues and plan for efficient water storage and distribution. The result has not only increased water security but also built community self-resilience and climate readiness in accordance with the Sufficiency Economy Philosophy, which emphasizes the reasoned and valuable use of resources.

2. Circular Economy and Waste Management

SCG advances the circular economy through its core businesses, SCGC and SCGP, by integrating resource efficiency, system-based design, and waste management throughout the value chain. This approach strengthens long-term competitiveness, mitigates risks associated with raw material price volatility, and enhances preparedness for increasingly stringent environmental regulations in global markets. SCGC has established a strategic target to circulate 500,000 tons of post-consumer plastic waste into the production cycle annually by 2030 as value-added raw materials, supporting the transition toward more resource-efficient production and consumption. In 2025, the Company circulated 193,069 tons of post-consumer plastic waste. At the same time, SCGP has enhanced packaging design through customer co-creation to improve material circularity and reduce end-of-life impacts. The Company has committed that 100% of its packaging will be reusable, recyclable, or compostable by 2030, with current achievement at 99.7%. These initiatives reflect clear target-setting, quantitative performance tracking, and the integration of environmental outcomes with long-term business resilience.

3. Impact Mitigation and Restoration of Biodiversity

SCG has implemented biodiversity management plans covering 100% of its limestone mines in Thailand. Regarding the use of products from commercial plantations, FSC™ (Forest Stewardship Council™) standards have been fully adopted as the operational framework, covering 100% of relevant operations. At least 10% of FSC™-certified plantation areas are designated as conservation zones to protect biodiversity and ecosystems. In parallel, SCG supports community forest conservation to continuously restore natural abundance and increase the carbon sequestration capacity. Furthermore, SCG has expanded its restoration efforts to marine and coastal ecosystems through the Love the Sea Project. By using SCG 3D printing technology to create coral larvae settlement structures (coral homes), SCG is helping to restore coral reefs and bolster the economic stability of coastal communities.

4. Air Quality Management

SCG continuously manages air quality while fostering collaboration with external agencies, local communities, and stakeholders to address area-based particulate matter issues in a systematic manner through initiatives such as the rice straw burning reduction project in Lampang Province and the sustainable sugarcane leaf burning reduction project in Ban Pong District, Ratchaburi Province, which has been further expanded to Wang Muang District, Saraburi Province. These efforts include supporting shredding and baling machinery to convert agricultural residues into alternative fuels for industrial use. This approach contributes to reducing PM2.5 emissions, mitigating health and air quality impacts on surrounding communities, and generating tangible income opportunities for local farmers.



INCLUSIVE SOCIETY

SCG is actively driving business growth in tandem with social development under the “Inclusive Green Growth” approach aiming to move business while fostering the creation of a balanced, inclusive, and resilient society. The Company recognizes that the transition to Net Zero cannot rely solely on technology or emission reduction measures, it requires building societal readiness, ensuring equitable access to opportunities and strengthening adaptability of all sectors for a just transition.

Guided by this vision, SCG has established the “Inclusive Society – Growing Together for Sustainability” strategy to elevate profitable growth toward responsible growth, built on a foundation of human rights to mitigating risks and prevent human rights violation, Governance of health and safety to ensure that employees, contractors, and third parties are free from work-related injuries and illnesses, while enhancing quality of life, and the empowerment of our employees, communities, business partners, and stakeholders across the entire value chain. The goal is to build a society where all sectors can participate in and benefit from the transition to a low-carbon economy in an equitable manner, forming the foundation for long-term competitiveness and sustainable growth. To drive this strategy, SCG employs four primary mechanisms:

1. Comprehensive policies and governance on labor, human rights, and supply chain management
2. Capability building for stakeholders throughout the value chain
3. Multi-sector partnerships to drive sustainable systemic impact
4. Data-driven reporting, analytics and monitoring for strategic decision-making

Operational Strategies

Strategy	Key Actions
1) Responsible Business Conduct Promoting human rights, health and safety, while striving to enhance quality of life.	• Govern, drive, and monitor human rights, health and safety execution through the Social Excellence Committee, and report progress to the SCG Sustainable Development Committee. • Establish policies, frameworks, standards, guidelines, targets, and strategies on human rights, health and safety to serve as guidance for driving concrete implementation. • Continuously manage human rights, health and safety risks, and establish mitigation and preventive measures for key risks, including leveraging digital technology and AI to enhance workplace safety. • Communicate and provide training to raise awareness and enhance understanding for effective implementation and integrating into Ethics e-Testing. • Enhance and expand leave benefits to better address the diverse needs of employees, and promote holistic well-being across four dimensions—physical, mental, financial, and social—through education, counseling, knowledge sharing, and other engagement activities.
2) Employee Capability Development Developing essential skills required to navigate the transition toward a low-carbon and digital society.	• Integrate ESG knowledge and practical examples into SCG Flagship Programs throughout the employee journey. • Develop ESG training programs, including upskilling personnel in digital literacy, innovation, and green skills. • Expand learning and growth opportunities by providing platforms for employees to develop innovative products, services, and solutions that meet customer needs and create social value.
3) Strengthening Resilience and Responsibility Across the Supply Chain Elevating labor, human rights, health and safety standards and supporting suppliers in their transition toward sustainability.	• Elevate labor, human rights, and health and safety standards for suppliers and contractors. • Promote transparent and fair management systems. • Support suppliers and contractors in enhancing their competitiveness through waste reduction and other decarbonization initiatives. • Build a business ecosystem based on transparency, fairness, and mutual growth.
4) Fostering Strong and Resilient Communities Building community resilience against economic, social, and environmental shifts to achieve growth alongside the organization.	• Improve the quality of life for communities surrounding SCG’s plants and operations. • Provide knowledge, vocational training, and income-generating opportunities for local communities. • Enhance community resilience against economic, social, and climate-related changes.



Outcomes

SCG is committed to enhancing the quality of life of employees, supply chain partners, communities, and society through strong governance in human rights, health and safety, and future skills development. The Company has established clear governance structures to oversee, drive, and monitor performance across these key areas as follows:

Employees

- **Human rights management** Overseen by the Human Rights and Stakeholder Engagement Committee, ensuring enterprise-wide compliance with international standards across both domestic and international operations. Human rights due diligence processes are conducted annually to proactively identify and mitigate potential risks that may impact the Company's reputation and operating costs. In addition, grievance mechanisms and appropriate remediation measures are established to address potential impacts effectively and fairly.
- **Health and safety** Enhance safety management system through the Workplace Safety Committee and Transportation Safety Committee under the SCG Safety Framework, the Goods Transportation Safety Standard, and the "Life-Saving Rules," covering both operations and transportation. Digital technologies are leveraged to improve effectiveness, such as the Health Management System for systematic employee health care, the Logistics Control Center and LMS to monitor transportation and ADAS/DMS to provide alerts and reduce risky driving behaviors. In addition, a Safety Dashboard is implemented to track safety performance in real time, fostering a proactive safety culture.
- **Employee Capability Development and Skill Acceleration** By embedding ESG concepts into the Employee Journey to ensure the readiness for the low carbon transition and evolving stringent environmental regulations. Capability development is delivered through SCG Flagship Programs, including the Net Zero Accelerator Program (NZP) for executives and the ESG Leadership Program for mid-level management, which cultivates sustainability-driven leadership, ensuring business decisions align with a low-carbon pathway. In 2025, 48 executives participated in the second batch of NZP, while 70 mid-level managers joined the third batch of the ESG Leadership Program, an advanced continuation

of the Young Talent Manager (YTM) program, which has been conducted for 16 batches. Additionally, the ZERO TO ONE Internal Startup has been initiated through the HATCH WALK FLY program, empowering employees to become innovators and creators of new revenue-generating businesses, such as Wake Up Waste Platform, which provides managing and trading recyclable waste and compactor truck services to enhance transportation efficiency.

Supply chain By elevating standards comprehensively covering in human rights, health and safety, transparency, and environmental management, climate action, and transparency to strengthen business resilience and long-term competitiveness of suppliers and contractors. In 2025, three suppliers underwent human rights due diligence assessments, while 26 suppliers enhanced their knowledge and capabilities through the Supplier Decarbonization Program. In addition, three pilot suppliers joined the "Go Together in Actions" project to strengthen low-carbon production capabilities which not only reducing operational risks and improving efficiency but also preparing for increasingly stringent environmental standards.

Communities and society SCG continues to strengthen the industrial ecosystem through the Go Together Project and Net Zero Accelerator Program (NZAP) for the second consecutive year. These initiatives aim to transfer practical knowledge and experience in energy management, waste reduction, and the application of technology in production. Collaboration has been expanded through key networks, including the Federation of Thai Industries, the Department of Industrial Promotion, and the Office of Small and Medium Enterprises Promotion (OSMEP), to broaden access for entrepreneurs nationwide. In 2025, 1,203 enterprises participated in the Go Together program, while 106 SMEs joined NZAP, reflecting tangible progress in enhancing SME capabilities toward a low-carbon economy in a systematic and scalable manner.

In creating shared value with society, SCG promotes resource efficiency through initiatives such as the "Waste-free Community Project" and "Bring Paper Back Project" of SCGP. These initiatives generated income of over 4.4 million Baht to communities, and 540 tons of used paper for recycling process. In parallel, collaboration with Saraburi Province on low-carbon rice cultivation covered more than 1,118 rai, reducing water consumption by 25–40% and significantly lowering methane emissions. The Company also supports the development of low-carbon rice varieties (e.g., RD69 and RD79) in partnership with community enterprises to enhance product value and strengthen sustainable income generation for farmers.



03 Risk Management

SCG prioritizes the development of an effective risk management system to accommodate the rapidly changing business landscape. To this end, the Company continuously monitors and analyzes key risk factors, encompassing material topics such as climate change, digital technology development, supply chain volatility, and evolving sustainability regulations.

Risk management is conducted through a systematic process, beginning with the analysis of global megatrends to assess systemic risks that could impact the industry, followed by an analysis of the specific challenges facing each business. The results of the analysis are then translated into clear operational guidelines aligned with the context of each business unit, enabling SCG to conduct comprehensive strategic planning while maintaining the flexibility needed to respond to risks as they arise.



SCG has integrated key material topics identified through the double-materiality assessment across all business units to formulate “sustainability-related risks and opportunities” (SROs). These **SROs are directly linked to the medium-term plan (MTP)**, which allows each business unit to systematically define strategies, allocate resources, and evaluate investments that address medium-to-long-term risks and opportunities, ensuring alignment with organizational goals.



This integration strengthens efficient coordination across the organization by establishing a shared operating framework for all units, while still allowing each business to tailor strategies to its specific context. Furthermore, it fosters collaboration, knowledge exchange, and joint innovation development between business units, thereby enabling SCG to accurately anticipate risks, respond promptly to changes, transform challenges into opportunities for value creation and competitive advantage, and ultimately support robust and sustainable long-term growth.

Double and Dynamic Materiality Assessment Process

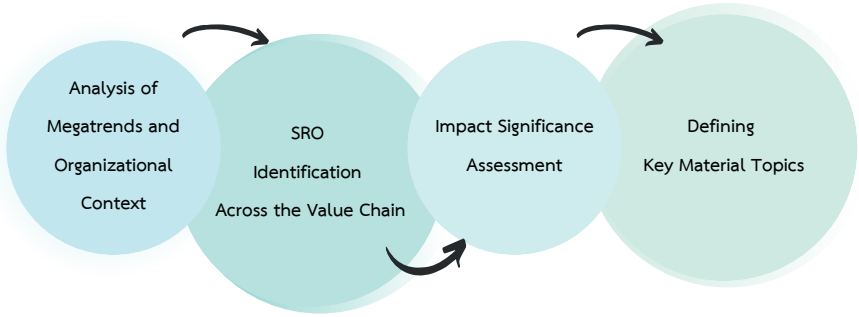

1. Analysis of Megatrends and Organizational Context

- Analyze global trends to define strategic direction; and monitor and assess external factors impacting long-term business operations, namely the transition to a low-carbon economy and related regulations, digital technology advancement, climate risks, and ESG expectations from consumers and investors, in order to adjust organizational strategy.
- Review ESG issues to build competitive advantage; participate in assessments and benchmark performance against leading standards and indices, such as the International Sustainability Standards Board (ISSB), Carbon Disclosure Project (CDP), MSCI ESG Rating, Sustainalytics, FTSE4Good Index Series, and S&P Global Corporate Sustainability Assessment (CSA); exchange strategic insights; and drive sustainability issues in collaboration with the public, private, and civil sectors through international forums, such as the World Economic Forum (WEF), World Business Council for Sustainable Development (WBCSD), and Global Cement and Concrete Association (GCCA).
- Gather insights and expectations from all key stakeholder groups through various channels , including collecting questions and feedback from meetings with domestic and international investors through Non-Deal Roadshows (NDRs) and regular investor meetings; obtaining employee perspectives through employee engagement surveys; capturing customer feedback through product and service satisfaction surveys; assessing community and societal expectations through community engagement activities and public dialogue forums; and receiving recommendations from distinguished experts on SCG’s role in creating value for stakeholders across the value chain and society at large through platforms such as the ESG Symposium 2025.

2. SRO Identification Across the Value Chain

- Gather SROs from all business units to formulate strategic plans and analyze SROs across the entire value chain, categorized by financial impact and environmental and social impact.
- Conduct risk assessments against international frameworks to drive change; integrate risk assessments across multiple sustainability-related financial disclosure frameworks; and analyze the interconnectivity of risks across short-, medium-, and long-term timeframes. The frameworks used include:

- Task Force on Climate-related Financial Disclosures (TCFD): Analyze climate risks, including transition risks, such as changes in policies and regulations and technological changes, and physical risks from natural disasters.
- Taskforce on Nature-related Financial Disclosures (TNFD): Assess risks arising from reliance on and impact on natural resources, biodiversity loss, and ecosystem degradation.
- Taskforce on Inequality and Social-related Financial Disclosures (TISFD): Analyze risks from social inequality, human rights risks, and risks related to the lack of equitable access to resources and opportunities.

- Conduct sustainability risk assessments through internal organizational mechanisms, such as the safety performance assessment program (SPAP), the environmental performance assessment program (EPAP), and the human rights due diligence process.

3. Impact Significance Assessment

- Analyze and prioritize key issues through a Double Materiality Workshop conducted with senior executives, incorporating input from the Environmental Sustainability Development Committee and the SCG Sustainable Development Committee to ensure a comprehensive understanding of the impacts of emerging challenges across all dimensions.
- Gather perspectives and suggestions from stakeholders across all sectors through the ESG Symposium 2025, especially regarding the transition to a low-carbon economy, in order to gain diverse viewpoints for identifying and prioritizing material topics.
- Assess and screen material topics by timeframe, and analyze their impacts across all time frames, namely short, medium, and long term, to define appropriate response.
- Integrate the outcomes of materiality assessment into the enterprise risk management process to define systematic and comprehensive measures that align with the context of the Company's business operations.

4. Defining and Approving Key Material Topics

- Define, analyze, and prioritize key material topics derived from the comprehensive assessment process to form a framework for formulating strategies and developing action plans.
- Submit the identified key material topics to the SCG Sustainable Development Committee and the Environmental Sustainability Development Committee; integrate them into risk management and business planning; and establish Key Performance Indicators (KPIs) and short-, medium-, and long-term targets based on them for the President and CEO and senior executives.
- Disclose relevant information for transparency, communicate the key material topics and their management approaches to all stakeholder groups through various channels, and prepare reports in line with international standards to foster understanding, trust, and transparency in operations.



- Net Zero Transition
- Climate Resilience to Physical Risks
- Circular Economy
- Just Transition
- Digital Innovation and Cyber Security



Key Material Topics

Based on the double-materiality assessment, SCG has defined five key material topics linked to its Inclusive Green Growth approach: Net Zero, Nature Positive, and Inclusive Society, which plays a key role in guiding sustainability initiatives towards greenhouse gas (GHG) reduction, the conservation and restoration of natural resources and ecosystems, the enhancement of quality of life in society, and the strengthening of competitiveness through sustainable innovation.

1 NET ZERO TRANSITION

- Manage risks and opportunities related to the Net Zero transition.
- Formulate plans for the reduction of Scope 1 and 2 GHG emissions in accordance with SBTi and the organization's transition plan.
- Prepare for carbon taxes and volatile energy costs.
- Develop low-carbon products and solutions to enhance long-term competitiveness.
- Manage Scope 3 GHG emissions and foster collaboration with suppliers to reduce carbon emissions and ensure preparedness for climate change-related risks.

CLIMATE RESILIENCE TO PHYSICAL RISKS 2

- Assess and manage risks arising from floods, droughts, and extreme heat that affect operations.
- Utilize climate scenario analysis for long-term planning, resource allocation, and financial planning.
- Enhance the Business Continuity Management (BCM) system to ensure business continuity during emergency situations.
- Improve the climate resilience of the infrastructure and work systems.

3 CIRCULAR ECONOMY

- Manage natural resources efficiently across the value chain to mitigate risks associated with unsustainable resource use and increased waste generation.
- Apply circular economy principles to process design and waste management to minimize impact on ecosystems and increase resource recovery and reuse.
- Reduce waste, particularly plastic waste, and increase reuse and recycling rates throughout operations.
- Strengthen resource security, reduce regulatory risks, and meet stakeholder expectations in accordance with international frameworks, such as the TNFD framework.

4 JUST TRANSITION

- Manage impacts on workers and communities during the transition to a low-carbon economy.
- Support access to green finance and new business opportunities for business partners and SMEs.
- Drive a circular economy and green product markets.
- Promote fairness, transparency, and standard elevation across the value chain.

DIGITAL INNOVATION & CYBERSECURITY 5

- Utilize AI, Automation, and IoT as fundamental enablers to elevate efficiency and sustainability initiatives, such as the advancement of Net Zero, Nature Positive, and Inclusive Society.
- Strengthen cybersecurity and data governance, which are the foundation of reliable data management.
- Employ the ESG Data Platform as the core infrastructure for collecting, analyzing, and supporting strategic decision-making and sustainability governance.
- Develop digital skills among personnel to ensure long-term readiness in leveraging technology as a basis for risk management and driving the transition to a low-carbon economy.

(Further details appear in "Sustainability Performance in 2025", page 128-136, of the **Annual Report 2025**.)

04
Metrics and Targets

To achieve its Net Zero 2050 target, SCG drives sustainable growth under the Inclusive Green Growth approach by reducing greenhouse gas (GHG) emissions, ensuring efficient resource management, and empowering communities and stakeholders across the value chain to participate in climate adaptation, with the ultimate goal of advancing an inclusive and sustainable transition toward a low-carbon economy across the entire value chain.

Inclusive Society

NZAP
106
participants

Go Together
1,203
participants

Collaborative Projects
Bring Paper Back Project returned
540 tons
of paper to the recycling process

Personnel Capability Development
- Net Zero Accelerator Program 48 top executives completed the training.
- ESG Leadership Program 70 management completed the training.

Nature Positive

GHG Emissions /Revenue
58.48
tCO_2e/million baht

Target
25%
Reduction in Scope 1, 2 GHG Emissions by 2030 (base year 2020)

Penetration Rate of Low-Carbon Cement in Thailand reached
82%

Scope 1 and 2 GHG emissions
29.06
million tCO_2e, representing a reduction of
15.14%
compared with the 2020 base year

Net Zero 2050

Renewable Energy
21%
of total electricity consumption

Alternative Fuels
23%
of total thermal energy consumption

Water Management
Proportion of Recycled Water Used in the Production Process
13.71%
of total water consumption

Biodiversity Impact Mitigation and Restoration
- Ecosystem Conservation and Restoration
  - 139,214 check dams built
  - Joint stewardship of over 500,000 rai of community forest areas
  - 3,073 coral homes installed
- At least 11.2% FSC™-certified biodiversity conservation forest areas of total plantation area
- Limestone Quarry Management
  - 100% Green mining
  - 100% Mine Rehabilitation Plan
  - 100% Biodiversity Management Plan

Circular Economy
- SCGC: 193,069 tons of used plastic to the circular economy
- SCGP: 99.7% of packaging is reusable, recyclable, or compostable

PM2.5 Reduction
Through the "Happiness for All – Zero Burn" Initiative
Reduced burning in agricultural and open forest areas by
5,083 rai



1 PRAGMATIC PATHWAYS TO LOW-CARBON CEMENT: WHERE SUSTAINABILITY MEETS STRENGTH

Pragmatic Pathways to Low-Carbon Cement: Where Sustainability Meets Strength

As a foundational manufacturing sector, the cement industry is recognized as a hard-to-abate sector, currently accounting for approximately 8% of the global greenhouse gas (GHG) emissions. As such, its transition to Net Zero emissions is a critical strategic pillar for achieving global climate goals.

The implementation of increasingly stringent climate laws and measures, such as Thailand's Climate Change Act, Green Public Procurement (GPP) policies, and various international sustainability criteria, is playing a decisive role in dictating the direction of the sector, setting new benchmarks for product quality, carbon management, and the transparency of data disclosure in line with international standards.

At the same time, investors are placing greater emphasis on a business's ability to manage the risks and opportunities from the transition to a low-carbon economy, with environmental and GHG emission data now becoming integral to investment decision-making. As a result of these evolving regulations and market expectations, cement manufacturers are increasingly shifting toward low-carbon production at every stage—from raw material selection and production optimization to the delivery of final products that align with sustainability standards and Net Zero targets.

SCG's Vision and Net Zero Mission

SCG's mission to reduce GHG emissions has evolved from a traditional environmental initiative into a core business strategy, aimed at forging long-term competitive advantages and delivering added value to customers and society within a global context that increasingly prioritizes sustainability.

SCG has set clear and ambitious GHG reduction targets, with the ultimate goal of achieving Net Zero by 2050. SCG has also established medium-term targets, validated by the Science Based Targets Initiative (SBTi), to reduce Scope 1 and Scope 2 emissions by 25% by 2030from the 2020 base year. To ensure the organization's trajectory remains aligned with global climate goals, the SCG Net Zero Roadmap 2050 is strategically designed in alignment with both national and international frameworks:

- Nationally Determined Contributions (NDC): Supporting Thailand's national GHG reduction commitments.
- Global Cement & Concrete Association (GCCA): Adhering to the global cement industry's best practices.
- Thai Cement Manufacturers Association (TCMA): Collaborating with domestic industrial partners to drive systemic change.

These clearly defined vision and targets are realized through holistic operational strategies, which include tangible decarbonization efforts across the value chain.



Transitioning to SCG Low-Carbon Cement

One of SCG's key strategies for achieving its Net Zero target is the development of innovative low-carbon cement. Given the inherent complexity of cement manufacturing and the carbon emissions generated at every stage, the development of low-carbon cement represents both an environmental impact mitigation strategy and a significant opportunity to create added value for customers in a global market that increasingly prioritizes decarbonization and sustainability. This initiative also promises to enhance the competitiveness of Thailand's industrial sector and support the long-term transition across the value chain.

Advancing Low-Carbon Cement through Value Chain Decarbonization

GHG emission reductions in the cement industry cannot be achieved through improvements in a single stage of the production cycle. Because carbon is generated at every stage, from limestone calcination and the use of thermal energy in kilns to cement formulation and its actual application at construction sites, the transition to low-carbon cement requires value chain decarbonization, a holistic transformation of both production and application encompassing raw material, production process, and the entire market ecosystem.

1. Reducing GHG Emissions from Clinker Production

SCG is actively working to reduce GHG emissions from clinker production, which is the primary source of emissions in the cement industry, by systematically transforming its energy use and enhancing process efficiency, from fuel selection and energy management to the integration of advanced digital technologies, to ensure that decarbonization is achieved at every stage of the clinker calcination process.

The core of this decarbonization effort is reducing reliance on fossil fuels. As such, SCG has continuously increased the use of alternative fuels and renewable energy while improving energy efficiency throughout the clinker production process.

SCG prioritizes the use of biomass derived from agricultural residues, such as rice husks, straw, sawdust, and sugarcane or corn leaves. These materials are considered carbon-neutral fuels, as the carbon dioxide released during combustion is equivalent to the amount absorbed by the plants during their growth. Currently, biomass accounts for over 21% of the total fuel used in SCG's clinker production.

To ensure the long-term sustainability of biomass utilization, SCG has developed an end-to-end biomass supply chain, covering sourcing, sorting, storage, and logistics. By purchasing agricultural waste from local farmers and communities surrounding its plants, SCG not only reduces dependence on fossil fuel but also support local livelihoods and strengthens community economies. Furthermore, SCG applies stringent quality and moisture controls to ensure the biomass is suitable for cement kilns, thereby maintaining operational stability and plant efficiency. Repurposing these agricultural residues also helps mitigate open-air burning, which reduces PM 2.5 levels in surrounding areas.

Additionally, SCG utilizes refuse-derived fuels (RDFs) derived from municipal waste and industrial waste. This approach reduced methane emissions that would otherwise result from landfilling and has increased the thermal substitution rate to more than 12% of the total fuel used in clinker production.

However, as the properties of RDF can vary and may contain high levels of chlorides, SCG has implemented a chloride bypass system to control chloride buildup in cement kilns. This helps maintain clinker quality and operational stability, enabling the safely and continuous use of alternative fuels.

In terms of electricity, SCG has installed various renewable energy systems, including solar rooftops, solar farms, and floating solar system. These are complemented by waste heat recovery systems that capture excess heat from the production process for reuse. Together, these initiatives have increased the share of renewable energy to more than 37% of the total electricity consumption.

A key challenge in deploying solar technologies at cement plants is selecting systems suitable for high-temperature environments, which can affect solar panel efficiency. To address this, SCG has invested in testing and comparing various solar technologies, optimize materials and installation methods to suit actual conditions, and develop automated panel-cleaning systems to maintain optimal efficiency over the long term.

In tandem, SCG is enhancing energy management by implementing energy management systems and initiating energy efficiency digitalization across its the production process, including automated raw material feed adjustments in raw mills and cement mills; and the application of advanced process control (APC) and machine learning to predict clinker quality in real-time and optimize kiln conditions, which in turn reduces energy consumption per unit, enhances process stability, and effectively lowers GHG emissions.

This integrated approach demonstrates that reducing GHG emissions from clinker production is not simply a matter of switching energy sources but requires a comprehensive redesign of the production system to ensure sustainable decarbonization while maintaining product quality, business efficiency, and the shared value generated for communities and society.

2. Reducing GHG Emissions through Low-Carbon Cement Development

SCG is actively developing low-carbon cement by optimizing mix formulations, utilizing alternative raw materials, and enhancing production efficiency to lower the clinker factor – the primary source of GHG emissions in cement products. This innovation aligns with circular economy principles and international standards, such as the European standard EN 197-5 (European Standard for Cement - Part 5: Portland-composite cement CEM II/C-M and Composite cement CEM VI), which supports blended cements with high proportions of supplementary materials, and the American ASTM C1157 (Standard Performance Specification for Hydraulic Cement), which defines performance criteria for hydraulic cements.

To develop these formulations, SCG has increased the proportion of high-quality supplementary cementitious materials (SCMs), such as pulverized fuel ash (PFA) and slag to reduce the clinker content in the mix. In parallel, the cement grinding process has been optimized using automated control technologies, which reduce energy consumption per unit of production and ensure more consistent product quality.

Furthermore, SCG recycles clinker dust back into the production cycle to minimize material losses and has developed new low-carbon cement formulas that deliver performance equivalent to ordinary Portland cement (OPC) but with significantly lower GHG emissions per ton of product.



These advancements have resulted in an average reduction of 50 kgCO_2e per ton of cement. Notably, SCG's second-generation low-carbon cement generates 15-20% lower GHG emissions, while raising product standards to meet both domestic and international market demands and supporting the global transition toward low-carbon construction.



3. Creating Markets and Policy Support Systems for Low-Carbon Cement

Meaningful greenhouse gas reduction in the cement industry can only be realized when supported by robust market systems, standards, and policies that accelerate the adoption of low-carbon products. SCG therefore plays an active role in fostering an enabling ecosystem for low-carbon development through collaboration with the public sector, private sector, and stakeholders across the value chain.

In terms of standards, SCG has collaborated on the development of new product benchmarks, such as the Thai Industrial Standard (TISI) for hydraulic cement, while also promoting the adoption of environmental data standards, including the Carbon Footprint of Product (CFP), Carbon Footprint Reduction (CFR), Environmental Product Declarations (EPD), and Green Labels. These initiatives provide customers, government agencies, and industrial partners with transparent and credible environmental information to support informed decision-making.

SCG also supports the government's Green Public Procurement (GPP) framework for 2022–2027 and is expanding policy-level collaboration through coordination with partner organizations, such as the Circular Economy in Construction Industry (CECI), SCG Building Tech, and the Thai Cement Manufacturers Association (TCMA) to advance systemic policies and guidelines for low-carbon construction.

Within the construction industry, SCG is fostering a low-carbon construction ecosystem that connects real estate developers, contractors, architects, and standardization institutes to scale the practical application of low-carbon cement and expand into export markets with stringent carbon regulations, such as the United States, Europe, Japan, Australia, and Oceania.

As a result of these efforts, 83 SCG products have received EPD certification. By 2025, low-carbon cement is expected to account for more than 80% of domestic consumption, while exports to new markets including the U.S., Japan, Australia, and Oceania are projected to reach more than 1 million tons.

The comprehensive development and enhancement of the entire supply chain, from reducing GHG emissions in clinker production and innovating low-carbon cement to establishing markets and standards in support of these initiatives, forms the essential foundation for SCG's systemic and sustainable transition to a low-carbon cement business.

At present, SCG is actively expanding collaboration with partners in the industry and stakeholders across the construction value chain to accelerate the adoption of low-carbon cement. At the same time, SCG continues to advance clinker factor reduction technologies, test innovative alternative materials, and strengthen the transparency of GHG data management in line with international standards. Through these efforts, SCG aims to expand into international markets with growing demand for low-carbon construction materials, enhance the global competitiveness of Thai industry, and help establish a sustainable low-carbon construction ecosystem in Thailand.

Using MACC to Optimize Investment Decisions

Decarbonizing a high-challenge industry with like cement requires deep insights to identify investments that deliver appropriate outcomes in terms of both environmental impact and business viability. To this end, SCG has adopted the Marginal Abatement Cost Curve (MACC) as a key tool for shaping its GHG reduction strategy.

MACCs are utilized not only to assess potential GHG emission reductions but also provide a dual analysis of the abatement cost per unit of carbon reduced and the impact on business performance. This integrated approach allows SCG to systematically evaluate, prioritize, and allocate capital to the most effective projects.

1. "Do Now" Projects

These are immediate-implementation projects that offer both significant GHG reductions and strong business returns in the short term. Key initiatives include energy efficiency improvements, the utilization to renewable energy, and increasing the proportion of alternative fuels.

2. "To Decide" Projects

Projects in this category are evaluated based on evolving energy trends, carbon pricing, and regulatory shifts. Examples include the development of third-generation low-carbon cement and the reduction of the clinker factor through the use of supplementary cementitious materials (SCM), which represent important pathways for medium-term GHG emission reductions.

3. “Decide Later” Projects

These projects are contingent upon the readiness of future technologies and supporting infrastructure. A primary example is carbon capture, utilization, and storage (CCUS), which is designated a cornerstone for long-term decarbonization. These technologies will be deployed at a commercial scale once they reach technical readiness and are supported by a fully available infrastructure system.

The application of MACC enables SCG to establish a clear and directed decarbonization roadmap. By ensuring every investment aligns with both environmental and operational goals, SCG demonstrates that GHG reduction is not just a corporate responsibility but an opportunity to build a competitive advantage.

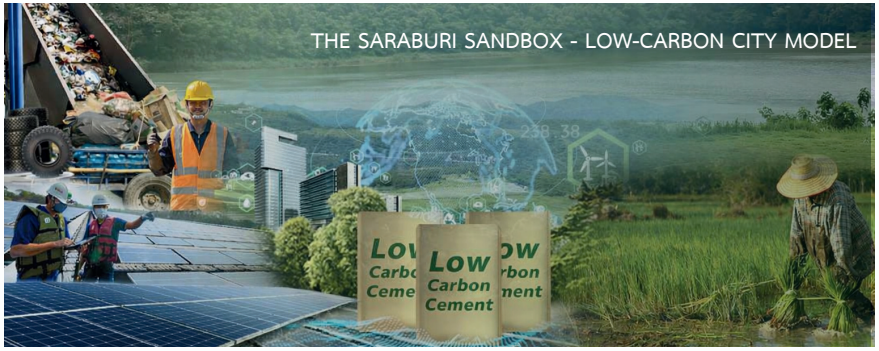

As GHG emissions are generated across the value chain in the cement industry, from the fuels used in clinker production and energy systems to waste management and actual application at construction sites, decarbonization cannot be achieved through plant-level improvements alone. In other words, a transition to a low-carbon system must be driven across upstream, midstream, and downstream operations.

To deliver tangible results, SCG is participating in the development of the Saraburi Sandbox, Thailand’s first low-carbon model city in a province that serves as a major hub for cement and heavy industries. The initiative operates under a Public-Private-People Partnership (PPPP), in which the public sector, private enterprises, local entrepreneurs, and the local community work together to bring to life a low-carbon industrial ecosystem.

The Saraburi Sandbox proves that sustainable GHG emission reduction in heavy industry is only possible when every stakeholder in the value chain has a clear role and moves in the same direction. In this model, the government establishes the standards, regulations, and policy frameworks that facilitate decarbonization; the private sector implements innovation and technology within production processes; and the community plays a vital role in local resource management and the co-development of local circular economy models. As a result of this collaboration, the Saraburi Sandbox has emerged as a blueprint for expansion to other industrial provinces in the future.

Pathway to Net Zero 2050

SCG’s pathway toward low-carbon cement production is a reflection of a comprehensive and forward-looking strategy that integrates several vital pillars, from innovations for clinker and product decarbonization to the advancement of markets and policies to foster a supportive ecosystem, a strategic investment framework that balances environmental outcomes with business performance, and the development of a local collaborative model like the Saraburi Sandbox.

Looking ahead, SCG strives to continue the development of technologies to reduce the clinker factor in its products and to expand partnerships across the construction value chain to accelerate the widespread acceptance and large-scale adoption of low-carbon cement.

Ultimately, these efforts are not just corporate milestones, but an investment in the future of Thai industry as a whole, which will elevate Thailand’s competitiveness on the global stage and pave the way for bringing a sustainable low-carbon construction ecosystem to life in Thailand in a sustainable way.



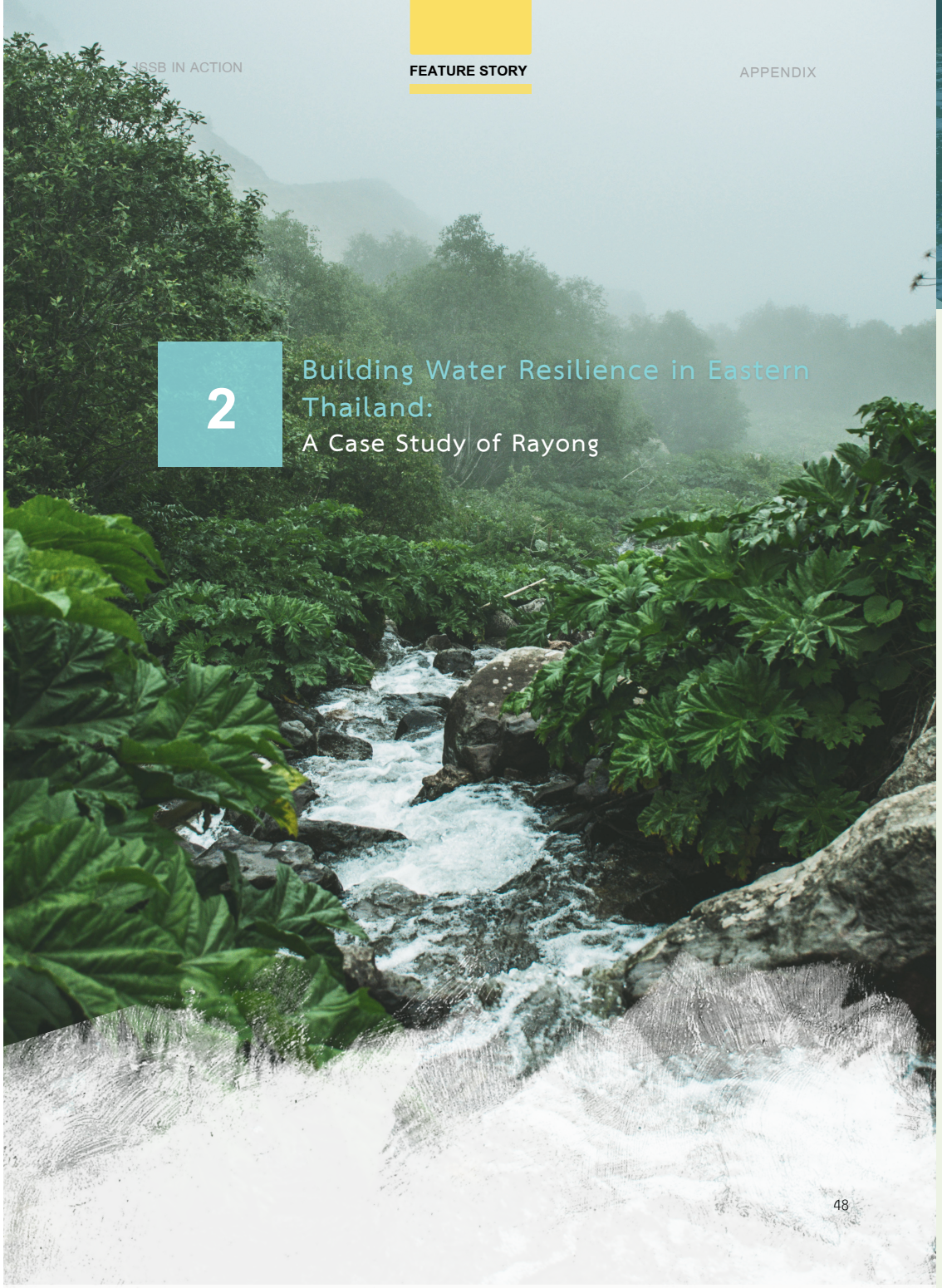

2

Building Water Resilience in Eastern Thailand: A Case Study of Rayong



Building Water Resilience in Eastern Thailand: A Case Study of Rayong

Over the past decade, climate change has transformed water into a critical resource for Thailand's economic security. Seasonal volatility, erratic rainfall, and more frequent extreme weather events have necessitated more precise context-driven water management, particularly within the country's primary economic and industrial hubs.

Beyond enhancing operational stability, effective water management mitigates risks arising from resource uncertainty, creates opportunities for innovation in production processes, and fosters community collaboration within watersheds. Together, these elements form the bedrock for the sustainable growth of both the business sector and society as a whole.

Prioritizing proactive water management as a core driver of long-term value, SCG believes water security is a vital component of sustainable business operations and an opportunity to generate shared benefits for local communities and ecosystems within each watershed. As such, emphasis is placed on assessing the potential and limitations of these watersheds, understanding the specific characteristics of each locality, integrating water management into the value chain, and systematically incorporating these approaches into SCG's corporate strategic planning.

Based on this foundation, SCG has elevated water into a key mechanism for strengthening business resilience and creating shared value. By developing advanced assessment tools, utilizing data-driven insights and innovations to improve water efficiency, and working in close collaboration with communities and stakeholders, SCG can efficiently enhance operational security and adaptability, while creating new opportunities that bolster competitiveness and generate long-term value for the economy, society, and the environment.

SCG's Goals for Sustainable Water Management

SCG aims to advancing sustainable water management to become a water positive organization, one that maximizes water efficiency while returning more water to nature and ecosystems than the amount used in its operations. This commitment is driven by the following key mechanisms: enhancing water efficiency, recirculating water within production processes, participating in the restoration of natural water sources, and ensuring local communities have sustainable access to sufficient and clean water.

In the short and medium term, SCG has set a target to reduce water withdrawal from natural sources by 5% by 2030 compared to the base year 2022 to maintain ecological balance and improve internal water use efficiency. In parallel, SCG is establishing water targets using the Science Based Targets for Nature (SBTN) framework to ensure that the management in each location aligns with the actual natural capacity of the respective watersheds.

To ensure operational continuity and accountability, SCG tracks progress through clear performance indicators, which include the volume of recycled and reused water, the reduction in the proportion of water sourced from areas facing water stress, and the amount of water restored or returned to the watershed. These metrics promote transparency and provide a tangible way for both internal and external stakeholders to monitor SCG's performance.

LEAP: From Data to Systematic Area-Based Water Management

SCG has developed a systematic and comprehensive water management system in alignment with the Taskforce on Nature-related Financial (TNFD), Disclosures specifically following LEAP (Locate–Evaluate–Assess–Prepare) approach which has been integrated into its risk management mechanisms across all levels of operation to enhance long-term business readiness and resilience. In parallel, each business unit has designed action plans and guidelines tailored to the specific nature of their production processes, water requirements, and geographical contexts, ensuring efficient water management and an effective response to site-specific risks.

Strategic Level: Clear Assessment Frameworks and Targets

At the corporate level, SCG has introduced the TNFD LEAP framework as a primary guideline for systematically assessing area-based water availability, risks, and opportunities. This framework consists of four stages: identifying locations and water dependencies (Locate), evaluating dependencies and impacts (Evaluate), analyzing risks and opportunities (Assess), and developing appropriate responses (Prepare). By applying this assessment across 52 facilities, SCG can pinpoint sites that require proactive management, factoring in seasonal rainfall patterns, climate trends, and ecosystem changes.

In tandem with TNFD, SCG applies the Science Based Targets for Nature (SBTN) approach to establish science-based water targets for each specific watershed and ensure that the organization's water use truly aligns with the natural capacity of each area. All assessment results are integrated into the enterprise risk management system and linked to business continuity plans to serve as a basis for developing water reserve plans, optimizing production planning, and sustainably fostering rapport with local communities within the watersheds.





Business Level: Water Management Plans Tailored to Specific Industry Needs

Under SCG's corporate strategic framework, each business unit has developed water management plans and measures in line with the specific nature of its industry. As each business unit faces different water challenges, such as water usage intensity and local operating contexts, it is necessary to tailor water management approaches accordingly to maximize efficiency. For example, SCG Cement and Building Materials and SCGP focus on water use efficiency and recycling within their production processes. Meanwhile, SCGC, which has high water demand and operates in areas critical to water management, has developed a comprehensive and systematic management system that integrates technology, data, and cross-sector collaboration to ensure long-term water sustainability and business continuity.

SCGC: Integrating Technology, Data, and Collaboration for Water Sustainability

SCGC places great emphasis on systematic water management and is therefore shifting from basic internal factory-level controls to data-driven management that links production processes, location-specific risks, and long-term business continuity.

From Risk Assessment to Efficient Water Management

As a core business unit that utilizes water as a key component of its operations, SCGC has enhanced its water management in accordance with the context of each area and has elevated its water management from internal factory controls to a systematic location-based data-driven approach, with internationally recognized risk analysis tools, such as the WWF Water Risk Filter and WRI Aqueduct, adopted for area-specific water risk assessment. These tools enable SCGC to identify the specific vulnerabilities of each site, such as water supply levels, seasonal rainfall volatility, the frequency and severity of droughts, and the pressures of shared water use with other stakeholders within a watershed. This location-specific analysis makes it possible for SCGC to forecast water trends and assess potential impacts on its operations with greater accuracy.

Data from these assessments is integrated into a centralized water monitoring and management system covering all SCGC plants, tracking consumption volume, treatment efficiency, and recycling rates. This system is linked to reporting mechanisms and dashboards for executives at all levels, facilitating real-time progress tracking, risk monitoring, and automated alerts for issues requiring immediate attention. With this system, the organization can adjust production schedules, implement water reserve measures, and enhance water efficiency continuously and promptly in conjunction with location-specific water risk management.

SCGC is actively advancing eco-efficiency through projects aimed at improving water efficiency in production, with priority given to operations where water is a core factor, such as cooling system optimization, resulting in improved circulation rates and reduced evaporation losses. Furthermore, the company has invested in advanced technologies like reverse osmosis (RO) water treatment and recycling systems to drive water efficiency, minimize process waste, and yield significant long-term savings in energy and operational costs.

Several plants are now reusing treated wastewater where appropriate, such as in cooling systems, green space maintenance, or production processes that do not require high-purity water. This approach has significantly reduced SCGC's reliance on natural water sources and strengthened its long-term water security.

SCGC has also been working with various agencies and partners across multiple levels to enhance both technical and systemic water management. At the operational level, SCGC has collaborated with water management experts like Ecolab to apply cutting-edge technology and expertise to actual production processes, thereby enhancing water efficiency, mitigating water-related risks, and ultimately elevating SCGC's operational flexibility and readiness for future water resource uncertainties.



Innovation-driven Water Efficiency Enhancement

SCGC is committed to systematic water management, using data as the primary foundation for its decisions and operations. This approach has delivered consistent, measurable improvements in both water quantity and quality. In 2025, the organization successfully reduced its natural water withdrawal by more than 300,000 cubic meters through water efficiency enhancement projects – a clear, tangible result of data-driven optimization.

A key factor in this success is the implementation of water tracking systems that provide granular visibility into consumption patterns across every production stage. This allows for the precise identification of improvement opportunities, which are then used to develop and tailor solutions and innovations to the specific nature and water usage needs of each industrial process. As such, in-depth data analysis has become the foundation of technological development for continuous efficiency improvement and long-term scalability.

An example of this success is the cooling system optimization at Map Ta Phut Olefins Co., Ltd. The plant implemented a project to expand chloride limits in its circulating cooling water based on a study and analysis of material compatibility and the efficacy of corrosion inhibitors. This has increased water circulation cycles and reduced blowdown, cutting external water withdrawal by 250,000 cubic meters in 2025. On a full-year basis, the initiative is projected to save up to 400,000 cubic meters of external water annually.

These achievements demonstrate that SCGC not only utilizes data for management but leverages it to develop innovations for sustainable efficiency optimization that produce tangible results and support scalability in order to bolster water security for both the business and the environment for the long term.

Eastern Economic Corridor (EEC) Collaborative Network for Water Security

Recognizing that water risks and crises cannot be tackled by any single organization, SCGC has established a comprehensive coordination network spanning both internal and external stakeholders to ensure that water management decisions are agile, consistent, and responsive to real-time conditions. Internally, data linkage between plants, operations units, and senior management has been established to enable prompt resource allocation and strategic adjustments based on a unified database. Externally, SCGC coordinates closely with government agencies, industrial peers, and local communities to facilitate systematic information exchange and collaborative planning.

The result of these efforts is the continuity of petrochemical production, which demands exceptionally high levels of water stability, along with a management system equipped to mitigate the risk of operational disruptions, which would otherwise impact product quality, safety, and the supply chain. Empowered by this approach, SCGC can assure its customers and business partners of its ability to sustainably maintain water security.

Building on these internal successes, SCGC has expanded its role to drive collaboration across the broader Eastern Economic Corridor (EEC), which serves as both a major industrial base and a vital water source for various sectors. To this end, SCGC has fostered regional partnerships with government agencies, private organizations, and local communities to enhance water security for both industry and residents in surrounding communities.

A key tangible achievement has been the establishment of the Keyman Water War Room (Eastern), which oversees water management in Chachoengsao, Chonburi, and Rayong, with an expansion into Prachinburi currently underway. The center serves as a hub for real-time water monitoring, pipeline network oversight, and the development of advanced forecasting systems. By integrating data from multiple sources, including SCGC's own tracking systems, the center provides a comprehensive overview of the water situation, allowing for highly effective management planning.

Additionally, SCGC initiated pre-emptive water diversion through the Eastern Water Grid to replenish reservoirs in Rayong ahead of the 2026 dry season. This proactive measure has successfully brought several reservoirs to near-full capacity, ensuring water security for both industrial operators and local residents.

At the policy level, SCGC has joined the Eastern Coastal Watershed Committee to help steer the region's long-term water management strategy by sharing its data, technology, and internal management expertise for regional implementation, thereby making water management in the EEC watershed more systematic, data-driven, and professional.

These initiatives demonstrate that SCGC is looking beyond its own operations to secure the entire watershed and its supply chains by integrating knowledge, technology, and cross-sector collaboration, with the ultimate goal of generating a broader positive impact and sustainably creating shared value for the business, society, and the environment in the long term.

Setting Watershed-Level Targets

Over the next one to two years, SCG is seeking to develop watershed-level water targets aligned with the Science-Based Targets for Nature (SBTN), elevating water management from individual factories to a holistic view of the entire watershed. The approach consists of the following components:

- Assessing the carrying capacity of each watershed, considering available supply, the water needs of all sectors, and ecosystem resilience.
- Setting usage limits to ensure corporate consumption remains strictly within the environment's natural thresholds.
- Implementing ecosystem restoration initiatives alongside water management, such as reforestation to enhance water retention, improving circulation in water sources, and restoring aquatic habitats.

Operating under the SBTN framework ensures that SCG's water targets go beyond merely reducing operational impacts but also create positive effects on the ecosystem, enhance natural regeneration, and bolster water security for all stakeholders within the watershed in a sustainable way.





Elevating Sustainability Standards Across the Supply Chain

To expand its positive impact through collaboration with suppliers across the supply chain, SCG is driving its efficient water management approach across the value chain, from procurement to supplier operations. This includes integrating water management requirements into the procurement process, requiring partners to systematically track and report their water usage and fully comply with environmental laws and standards. This effort ensures that SCG's water management is transparent, accountable, and aligned with international best practices. In parallel, SCG empowers its suppliers to adapt and continuously improve their operations through, among other things, technical consultations on water management and capacity-building workshops.

Becoming a Water-Positive Organization

Becoming a water-positive organization serves as a powerful engine driving the continuous improvement of its water management. Under its current and future plans, SCG is seeking to transition from being a major water consumer to a creator of net water value for communities and ecosystems by integrating various aspects of its operations, from the development and application of water efficiency optimization and recirculation innovations to the expansion of cross-sector collaborations for broader impact and the systematic revitalization of aquatic ecosystems. Under this commitment, every measure is designed to be clearly measurable and trackable to bolster long-term water security and create sustainable shared value for the business, communities, and the environment.



3 Circular Economy: Transforming Challenges into Opportunities for Innovation and Competitiveness





Circular Economy: Transforming Challenges into Opportunities for Innovation and Competitiveness

The world is currently facing clear environmental warning signs, from plastic waste leaking into the oceans and microplastic contamination infiltrating the food chain to climate change induced by industrial GHG emissions. Yet, these challenges have become a powerful catalyst for innovation, technology, and new business models designed to strike a balance between economic growth and environmental stewardship.

Internationally, nations have moved to enforce concrete regulatory frameworks and measures on sustainability. These include Extended Producer Responsibility (EPR), which holds manufacturers accountable for their products throughout their entire lifecycle; the Ecodesign for Sustainable Products Regulation (ESPR), which promotes sustainable product design; the Packaging and Packaging Waste Regulation (PPWR), aimed at controlling and reducing the environmental impact of packaging; and the Digital Product Passport (DPP), which enhances product data transparency and tracking through digital systems. These measures signal a shift in the modern economy where “environmental challenges” are being framed as “business opportunities.”

The circular economy framework presents a significant opportunity for businesses to optimize resource efficiency and develop high-performance material innovations. By designing circularity into products, companies can reduce their reliance on virgin resources and upcycle post-consumer materials into high-quality feedstock. This approach is opening doors for the development of new products that cater to modern consumers who prioritize quality, performance, and sustainability in equal measure.

SCG has been actively driving its circular economy strategy, championing a tangible transition toward a low-carbon economy through its core business units, namely SCGC and SCGP, which play a pivotal role across the entire value chain, from product design and material selection to manufacturing and post-consumer management. This integrated approach ensures that business growth is achieved while simultaneously maximizing resource efficiency and mitigating environmental impact.

The growth of the market for circular materials and low-carbon products demonstrates the potential of the circular economy to create value through innovation by capturing premium market segments, establishing competitive differentiation, or enhancing value chain resilience. Furthermore, the efficient recirculation of post-consumer materials into production cycles helps mitigate the impact of raw material cost fluctuations, foster resource security, and enhance long-term operational performance.

Although limitations in waste sorting and recycling systems persist in certain areas, these hurdles have accelerated infrastructure development and fostered new forms of collaboration between the private sector, local communities, and supply chain partners, which are essential mechanisms for scaling material circularity to an industrial level.

SCGC: Innovative Plastics for Maximum Resource Efficiency

As an upstream chemical producer, SCGC is committed to developing plastic innovations that minimize waste and maximize resource efficiency throughout a product's lifecycle. This commitment is part of the efforts to strengthen the circular economy and achieve tangible carbon emission reduction, which forms a foundation for the long-term sustainable development of Thailand's petrochemical industry. To drive efficient resource circulation, SCGC has collaborated with partners across the value chain to reintegrate used plastics into the system through both mechanical recycling and advanced recycling. These efforts are complemented by the development of sustainable material innovations, such as bio-based ethylene, which is an eco-friendly, low-carbon plastic that offers the same quality as virgin material. These initiatives not only breathe new life into materials and reduce reliance on new resources, but also effectively address the needs of downstream manufacturers seeking sustainable solutions that align with global sustainability trends.

Two Strategic Pillars for a Circular Economy

To ensure that used plastics are returned to the recycling stream with the quality and volume required to produce premium recycled HDPE (high-density polyethylene) and PP (polypropylene) resins, SCGC focuses on two interconnected strategies spanning from upstream to downstream:



1 PROMOTING POST-CONSUMER PLASTICSSORTING AND COLLECTION

SCGC works closely with business owners in the value chain to develop systematic and efficient sorting and collection systems for post-consumer plastics, which increase the volume of material successfully recovered, minimize resource loss, and prevent plastic waste from leaking into the environment.

2 DEVELOPING RECYCLING TECHNOLOGIES TO ENHANCE THE QUALITY OF RECYCLED PLASTICS

SCGC is developing recycling technologies in two key areas to ensure that post-consumer plastics are managed comprehensively and with maximum efficiency.



Mechanical Recycling – Producing High-Quality PCR Resins

By processing household plastic waste through mechanical recycling using international-standard technologies, SCGC produces High-Quality Post-Consumer Recycled (PCR) resins. These resins can effectively substitute virgin raw materials, which not only helps reduce greenhouse gas (GHG) emissions but also provides a reliable solution for a wide range of packaging and product applications.

Advanced Recycling – Producing Virgin-like Plastic Resins

Through advanced recycling, SCGC can efficiently process plastics that are difficult to recycle mechanically back into feedstock for the production of new plastic resins. Certified to the internationally recognized ISCC Plus standard for its traceability and environmental friendliness, the resulting resins offer virgin-like quality, making them suitable for high-demand applications with strict safety requirements, such as food packaging and consumer goods, effectively expanding the possibilities for recycled materials and supporting a fully circular economy.

Driving Circular Economy through Collaboration

SCGC collaborates with partners across various industries to develop closed-loop recycling systems for plastic production, designed to reduce plastic waste, enhance resource efficiency, and ultimately drive a tangible transition toward a circular economy. Such collaborations underscore SCGC's role in developing sustainable plastic solutions and elevating Thai industrial standards to an international level.

Mitr Phol Group: Developing Integrated Circular Packaging Solutions

SCGC has partnered with Mitr Phol Group to develop a closed-loop recycling system, where high quality SCGC GREEN POLYMER™-branded PCR resin innovations are used as raw materials in the production of films for Mitr Phol's products, such as Mitr Phol Sugar and Freshy Syrup, and shrink film for Eto mineral water.

In addition, plastic waste from Mitr Phol Group's industrial plants is systematically collected and recycled. This process not only enables efficient resource circulation within the organization and reduces plastic leakage into the environment but also supports both organizations' low-waste and low-carbon objectives in a quantifiable way.

HomePro: Upcycling E-Waste into Eco-Friendly Appliances

HomePro and SCGC are building on the success of their Closed-Loop Circular Appliances Project by continuously launching new eco-friendly appliances from leading brands, with the target to for eco-friendly products to account for 20% of total sales by 2030. The ultimate goal is to drive sustainable growth under the "Make Every Change A Better Life" concept and truly realize a circular economy system. SCGC is a key partner in helping HomePro become Thailand's first retailer to implement an end-to-end recycling program for old electrical appliances and electronic waste.

Lion (Thailand): Sustainable Packaging for Pao Products

SCGC has partnered with Lion (Thailand) Co., Ltd. to develop eco-friendly packaging for Pao laundry detergent using high-quality Odorless PCR resin from SCGC GREEN POLYMER™. Key highlights of this collaboration include:

- Both the bottles and caps are manufactured from high-quality PCR resin.
- The packaging is certified under the Global Recycled Standard (GRS).
- The origin of raw materials is fully traceable.

This partnership enables Lion to elevate its packaging to meet transparent and verifiable sustainability standards, reduce its carbon footprints, and optimize resource circulation, aligning with the growing consumer demand for sustainability.

BRÜCKNER: Innovative HDPE Resin from SMX™ Technology

SCGC has collaborated with Brückner Maschinenbau, a German leader in biaxially stretching machinery, to develop a specialized high-strength HDPE (high-density polyethylene) resin for biaxially oriented polyethylene (BOPE) films, the first of its kind in Asia.

This innovation is designed for mono-material flexible packaging and laminated bags, which are significantly easier and more efficient to recycle. These innovative films outperform standard market alternatives in terms of strength and clarity and can be more efficiently processed into flexible packaging. Using Brückner's technology, SCGC's HDPE resin is transformed into BOPE film with high clarity, low haze, and low thermal shrinkage.

This collaboration enhances the circularity of PE-based flexible packaging, enabling it to be effectively reintegrated into the recycling process at a rate of 193,069 tons per year, while expanding the use of sustainable materials in industries requiring high-performance packaging films.

Furthermore, SCGC has been advancing circularity systematically through ongoing collaborations with national and international organizations to generate positive environmental impacts and achieve its corporate sustainability goals. As a member of the Ellen MacArthur Foundation (EMF), SCGC develops and shares circular economy knowledge and practices via its SCG Circular Way with all relevant stakeholders.

Additionally, as a co-founding member of PPP Plastics and a partner in various public, private, and civil society networks, SCGC has implemented over 40 circularity-led projects in support of Thailand's Roadmap for Plastic Waste Management. These include initiatives such as the Bangkok Magic Hands, drop-off points for used plastics, the Recycle Market Application, and the Smart Recycling Hub, which enhances the capabilities of informal waste pickers and antique shops to serve as models for end-to-end plastic management. On the global stage, as a founding member of the Alliance to End Plastic Waste (AEPW) since 2018, SCGC has played a vital role in the achievement of various significant environmental milestones, as highlighted in the 2024 Progress Report. These include preventing 239,000 tons of plastic waste from leaking into the environment, recycling and upcycling 253,000 tons of material to generate added value, and mobilizing over $610 million in project funding, with the AEPW implementing its Evolving for Impact strategy to scale these efforts into large-scale systemic projects in partnership with governments and financial institutions.



SCGC remains committed to its target of recirculating 500,000 tons of used plastic per year into the recycling process by 2030 through various SCGC Green Polymer™ innovations, the Nets Up Project, and SCGC-DMCR litter traps, all of which are vital to the management of environmental impacts and reflect a deep commitment to sustainable stakeholder-driven waste and pollution reduction.

SCGP is committed to co-developing packaging designs with customers to make 100% of its reusable, recyclable, or compostable by 2030.

SCGP is dedicated to elevating the packaging industry toward tangible and comprehensive sustainability. As a leader in the development and design of circular packaging systems, SCGP is working with its customers towards the goal of making 100% of its packaging reusable, recyclable, or compostable by 2030. This initiative seeks to drive systemic change at an industrial level, while also catering to diverse market demands amid increasingly stringent international environmental standards.

Designing materials for circularity from the outset is a fundamental pillar of an effective circular economy. As such, SCGP prioritizes the development of packaging that facilitates sorting and utilizes optimal material structures, and ensures that post-use management systems are in place, while also encouraging consumer participation. This approach ensures that materials can be effectively cycled back into the system, thereby maximizing resource utilization and minimizing environmental impacts throughout the product lifecycle.

In support of this direction, SCGP has established a comprehensive circular system encompassing the entire value chain, from circular-focused design and efficient production processes to the distribution of eco-friendly products and systematic post-use collection and management. This end-to-end approach helps increase the volume of materials returned to the production cycle, reduces resource loss, and enhances resource efficiency in a sustainable way at every stage, ultimately creating long-term shared value for customers, consumers, and society.

Innovative Packaging for Sustainability

Using a customer-centric and consumer-centric approach, SCGP develops products and packaging solutions that align with circular economy principles and international environmental standards, focusing on designing packaging that is reusable, recyclable, or compostable without compromising the strength, safety, and functionality required by diverse industries, and developing solutions that enhance supply chain efficiency and

minimize environmental impacts. Furthermore, SCGP promotes the transparent communication of product carbon footprint data to customers to enable greenhouse gas management and drive business sustainability across the value chain.

Innovative Circular Packaging for Sustainability

Recyclable Products

Paper Ready Pack is a self-sealing paper packaging solution for non-perishable goods that don't require protection from moisture or oxygen such as individual sugar sachets, powdered drinks, dried foods, sanitary pads, disposable diapers, and general consumer goods, as well as paper straws. Paper Ready Pack is made from natural pulp, is heat-sealed, 100% recyclable, and compostable. It utilizes a VOC-free EB offset printing system, resulting in lower carbon dioxide emissions compared to gravure printing, minimizing environmental impact during production while adding value to the product and supporting diverse applications.

Recycled Content & Lightweight Products

- Cremo Paper: This paper incorporates 30% eco fiber (high-quality white recycled pulp), making it ideal for pocketbooks.
- Green Plus Paper (55 gsm): A product within the Eco Series, this paper was developed to reduce weight from 60 gsm to 55 gsm, resulting in an 8% reduction in resource consumption while maintaining its original properties.
- Premium KPE-Grade Kraft Top Liner: This high-strength liner paper is developed for the electrical appliance industry and other sectors requiring packaging with superior burst and impact resistance. This grade is designed to reduce paper usage in box production by 5–10% while maintaining international strength standards, promoting resource efficiency, and reducing environmental impact.
- Dry Pet Food Packaging: Manufactured from mono-materials for superior recyclability, this material offers effective moisture protection to maintain product quality and shelf life. Development is also ongoing to utilize post-industrial recycled resin (PIR).
- Wet Pet Food Cup Packaging: These containers incorporate more than 40% PIR and feature moisture and oxygen barrier properties to preserve product quality and extend shelf life.
- Rigid Packaging: Manufactured using Post-Consumer Recycled Resin (PCR), with recycled plastic pellets comprising up to 100% of the material composition. This reduces reliance on virgin plastic while maintaining strength and safety performance. The packaging can also be customized into a wide range of forms to meet diverse customer requirements.



Packaging Solutions

- Shelf-Ready Packaging (SRP): These boxes are designed for easy opening and are widely used in modern trade retailers like Makro and Lotus. They can be placed directly on shelves without compromising structural strength or requiring increased material thickness.
- Fest Fresh Portion Pak: This innovative multi-compartment paper tray is designed for chilled fresh meat. It provides oxygen and moisture resistance and is compatible with heat-seal technology, which helps maintain freshness and make it ideal for cold chain logistics. The tray features portion-controlled design that helps reduce food waste and is manufactured from at least 80% eucalyptus pulp, which is a renewable material made from one of Thailand's key economic crops.

Promoting Carbon Footprint of Product (CFP) Registration and the Carbon Footprint Reduction (CFR) Label

The adoption of the Carbon Footprint of Product (CFP) and the Carbon Footprint Reduction (CFR) label serves as a vital mechanism for demonstrating corporate environmental responsibility. By assessing GHG emissions throughout the entire lifecycle of products and services, these tools support systematic management and the reduction of emissions in alignment with environmental regulations. In 2025, SCGP achieved its goal of providing 100% of carbon footprint data for its pulp and paper products, enabling customers to accurately and reliably calculate their own product lifecycle emissions and report on Scope 3 emissions accurately and reliably.

Integrating Upstream and Downstream Innovations Towards a Closed-loop Circular Economy

To drive the circular economy systematically from end to end, SCG integrates SCGC's strengths as an upstream raw material and innovation developer with SCGP's expertise as a downstream packaging solution and circular management provider, connecting every stage of the process from material design and manufacturing to consumer use and post-use management to ensure materials are efficiently circulated back into the system.

The collaborations with partners across the value chain serve as prime examples of how a circular economy is achievable when all sectors work together to design an end-to-end resource management system, which can reduce the demand for virgin resources, increase the volume of materials recirculated into the production cycle, and create high-quality products that meet international standards and the needs of modern manufacturers and consumers who increasingly prioritize sustainability. These partnerships also generate significant business value by expanding market opportunities, reducing costs through resource efficiency, enhancing the global competitiveness of Thailand's industries, and strengthening long-term supply chain resilience.

SCG remains committed to developing material innovation, recycling technologies, and circular systems, while also consistently expanding its collaborative networks, with the goal of advancing Thailand towards a full-scale circular economy and a sustainable transition to a low-carbon future.





APPENDIX

066 About This Report

072 Actions Toward the Sustainable Development Goals (SDGs)

094 Sustainability Performance Data

116 Operating Results of Cement Business in Accordance with Global Cement and Concrete Association (GCCA)

118 Mitigation Actions on Salient Human Rights Issues 2025 of SCG

120 Supplier Governance and Enhance Capacity Towards Sustainability

124 Subsidiaries Included in Sustainability Report 2025

133 Assurance Statements

136 GRI Content Index

143 Task Force on Climate-related Financial Disclosure (TCFD)

144 Sustainability Accounting Standards Board Response (SASB)

About this Report

SCG has published annual sustainability report since 2001, disclosing of sustainability performances of five core business units namely SCG Cement and Green Solutions (CGS), SCG Smart Living and SCG Distribution and Retail (SL and D&R), SCG Decor (SCGD), SCG Chemicals (SCGC) and SCGP. Sustainability performance in this Report is SCG's information which the top management deems relevant and of value to stakeholders.

Reporting Scope

Economic, environmental, and social information consolidated performances of all subsidiaries as defined by controlling stake aligned with its financial reporting in the annual report. A full list of these companies is on page 124-132, for the period of 1 January 2025 - 31 December 2025.

The report is compiled and prepared in accordance with Global Reporting Initiatives (GRI Standards 2021), and incorporating performance reporting prescribed by relevant international standards including:

- Task Force on Climate-related Financial Disclosures (TCFD) in page 143
- Sustainable Development Goals (SDGs) in page 72-93
- Global Cement and Concrete Association (GCCA) in page 116-117
- Sustainability Accounting Standards Board (SASB) in page 144-147

Sustainability Management System

SCG applied the management systems according to various international standards in operations such as quality management system standards, environmental management system standards, occupational health and safety management system standards, etc. To ensure that SCG has a sustainable management system covering the entire organization, SCG has established sustainable development guidelines such as the Sustainable Development Guidelines, Environmental Management Guidelines, Occupational Health and Safety Management Guidelines. Subsidiaries under business units of SCG have been certified international management standards, i.e. ISO 9001 - Quality Management System, ISO 14001 - Environmental Management System, OHSAS/TIS 18001/ISO 45001 - Occupational Health and Safety Management System, and ISO 50001 - Energy Management System. In 2025, 100% subsidiaries have been certified for ISO 9001, 80% for ISO 14001 and 81% for OHSAS/TIS 18001/ISO 45001.

SCG Sustainable Development Framework

SCG Environmental Management Framework

SCG Safety Framework

Reporting Assurance

Financial data in this report are from similar sources as in SCG Annual Report and verified by certified public accountants.

Environmental, social and governance performance data are verified as accurate and compatible substantively with GRI Standards version 2021 by third party as detailed in page 136-142.

Environment

Environment data presented here are from activities deemed to have significant impact, reported by companies with production processes, excluding entities with no significant impact on environment from such as sales offices, R&D laboratories, services and holding companies.

Data sources, i.e., accounting evidence, meter reading, production process data, evidence-based estimation are presented in absolute value. For specific consumption or emission, disclosure since 2016 has been improved for clarity, by comparing the year performance with that of Business As Usual (BAU) of base year. SCG uses 2007 as base year for energy consumption, 2022 for water withdrawal, and 2020 for air emissions. For climate target, it is set in term of absolute value.

Reporting of cement business within Cement-Building Materials Business follows the Global Cement and Concrete Association (GCCA) guidelines. Specific air emissions and heat consumption performances are calculated compared with clinker production. Specific GHGs emission and water consumption performances are calculated compared with cementitious production.

Energy

Total energy consumption consists of thermal energy and electricity used in the space of companies/factories. The thermal energy portion shows volume and share of renewable and non-renewable energy.

Thermal energy consumption = fuel weight or steam volume (purchased volume or estimated stockpile variance) x heat value of fuel type (lab test results or supplier's data).

Greenhouse Gas Emissions (GHGs)

GHGs data in this report represent emissions from operations calculated according to guidelines in WRI/WBCSD GHG Emissions Protocol:

1. Reporting Scope
   - 1.1 Direct Scope 1 emissions from manufacturing processes and activities that are owned, and controlled by SCG. Examples include combustion of coal or natural gas in boilers, furnaces, vehicles; emissions associated with chemical reaction in production processes such as calcination in cement production. Direct scope 1 is excluded the combustion of biomass.
   - 1.2 Indirect Scope 2 are emissions from purchased energy such as electricity, steam and hot air.
   - 1.3 Indirect Scope 3 are emissions from upstream to downstream of SCG-related activities.

2. GHG Inventory
   2.1 Direct Scope 1 emissions are calculated from
- Combustion
  - Reporting of fuel use (weight or volume) such as amount of oil or natural gas x emission factor referenced to Thailand Greenhouse Gas Management Organization (Public Organization); TGO, Intergovernmental Panel on Climate Change 2006, (IPCC) or GCCA.
  - Fuel consumption (based on heating value) for instance amount of coal x heating value x TGO emission factor; otherwise, IPCC 2006 or GCCA.
  - Carbon mass balance from fuel consumption
- Chemical reaction in production process, i.e., limestone is calculated using mass balance.
- Cement business reporting is reference with GCCA guideline.

   2.2 Indirect Scope 2 emissions are calculated on the basis of purchased electricity, steam or hot air consumption x GHG emission factors based on TGO, manufacturers or suppliers.

   2.3 Indirect Scope 3 emissions are calculated and reported in line with Corporate Value Chain (Scope 3) Accounting and Reporting Standard.

3. Types of GHG emissions reported include, CO_2, CH_4, N_2O, HFCs, PFCs and SF_6 which are convertedand reported as CO_2 equivalent by Global Warming Potential (GWP) referenced with IPCC-defined GWP factors.

Air Emission

Air emissions are the quantity of air pollution such as NO_x, SO_x and particulate matters from combustion and are part of the production process. Types of air pollutants depend upon each production process in which chemical substance is produced. Results and measurement method conform with the law requirements such as US EPA, or equivalent standard.

Air emission quantity reported is calculated based on concentration measured actual upon spot check conducted by laboratories certified by and registered with Department of Industrial Works, multiplied by hot air flow rate and production hours.

In addition, SCGC, SCGP, CGS and SCGD measure their air emissions from stack using Continuous Emission Monitoring Systems, CEMs. Cement Business references measurement to GCCA guideline. (Details in page 116)

Water

Water management consists of the amount of water withdrawal, recycled water and effluents.

"Water withdrawal" means quantity of water drawn from various types of external sources namely surface water, groundwater, and other agencies. In terms of category, fresh water means water with less than 1,000 mg/L. of total dissolved solid while "other waters" contain over 1,000 mg/L. of total dissolved solid. Water withdrawn from water-stress area is estimated based on Aqueduct Water Risk Atlas.

"Recycled water" means the quantity of treated water returned to the process, excluding non-treated reused water such as cooling water.

"Water discharge" means quantify of effluences discharged into water sources such as surface water, groundwater, and other agencies, from the first reporting year of 2020, with reporting of discharge into stress area and effluent types in terms of Biochemical Oxygen Demand-BOD, Chemical Oxygen Demand-COD, and Total Suspended Solids-TSS.

Industrial Waste

Industrial waste reporting is divided into hazardous and non-hazardous waste according to laws and regulations in each country where SCG operates, in terms of waste generation, waste management and waste in storage to demonstrate production efficiency and waste management efficiency according to the following:
- "Diverted from disposal" consists of reuse, recycling and treatment
- "Waste directed to disposal" consists of incineration for energy output, non-energy generating incineration, landfill and other disposal operations.

The amount of waste generation from production process is calculated using appropriate method on weighing, calculating or evidence-based estimation; whereas weighing of waste directed to disposal using scale yielded more precise result.

Social

Health and Safety

Numbers of Employees and Contractors

1. Employee is a full-time worker consisting of operational level, supervisory and technical staff level, managerial level, interns (probationary) and special-contract employees.
   - Operational level is a front-line worker who uses skills and techniques in their daily operations.
   - Supervisory and technical staff level is a front-line manager responsible for daily management or with subordinates.
   - Managerial level is a manager responsible for addressing business strategies or policies, delegating and controlling supervisory and technical staff who implement policy and daily work.
   - Special contract employee is temporarily employed for a specific period.
2. Contractor is a person who consented to work or provide service or benefit to the company apart from the company's employee per the definition above, which could be divided into 3 types of contractors are as follow:
   1) Workplace Contractor is a contractor working for the company, whose work and/or workplace is controlled by the company (excluding Transportation Contractor).
   2) Direct Transportation Contractor is a transportation contractor with operation under SCG's brand.
   3) Other Transportation Contractor is a transportation contractor without operation under SCG's brand.

Workplace Contractor data covered in the report are calculated fornumber of hours worked.

Third Party is other people, neither employee nor contractor, who are not working for the company and are not covered in this report.

Hours Worked Calculation

1. Data from a clock-in system, HR database, accounting, or relevant administrative functions.
2. In case the companies/plants do not have a clock-in system or database system, or other record document the formula below is applied to estimate hours worked.

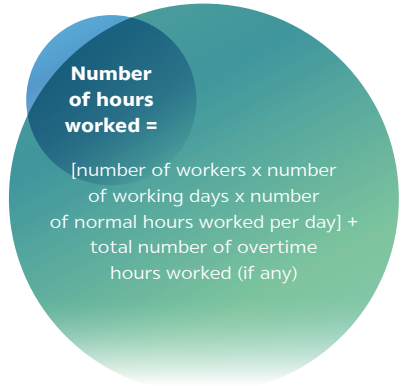

Health and Safety Data Recording

SCG records the data based on work-related in health and safety as followed:

1. Fatality Work-Related Injury and Occupational Illness & Disease Rate from workplace is the number that results in fatality case (person) per 1,000,000 hours worked.
2. Total Recordable Work-Related Injury and Occupational Illness & Disease Rate from workplace is the number that results in fatality, lost time, restricted work or medical treatment case (person) per 1,000,000 hours worked.
3. Number of Fatality Work-Related Injury is the number that results in fatality regardless of sudden death or suffering consequences and subsequent death.
4. Fatality Work-Related Injury Rate from workplace is the number that results in fatality case (person) per 1,000,000 hours worked.
5. Total Number of Recordable Work-Related Injury from workplace is the number that results in fatality, lost time, restricted work or medical treatment.
6. Total Recordable Work-Related Injury Rate from workplace is the number that results in fatality, lost time, restricted work or medical treatment case (person) per 1,000,000 hours worked.
7. Number of High-Consequence Work-Related Injury from workplace is the number that results in high-consequence, excluding fatality.
8. High-Consequence Work-Related Injury Rate from workplace is the number that results in high consequence excluding fatality case (person) per 1,000,000 hours worked.
9. Lost Time Injury Frequency Rate from workplace is the number of work-related lost time injury case (person) per 1,000,000 hours worked.
10. Severity Work-Related Injury Rate from workplace is the number of lost workday (day) from work-related lost time injury per 1,000,000 hours worked.
11. Number of Fatality Occupational Illness & Disease from workplace is the number that results in fatality regardless of sudden death, or suffering consequences and subsequent death.
12. Total Number of Recordable Occupational Illness & Disease Rate from workplace is the number that results in fatality, lost time, restricted work or medical treatment.
13. Total Recordable Occupational Illness & Disease Rate from workplace is the number that results in fatality, lost time, restricted work or medical treatment case (person) per 1,000,000 hours worked.
14. Near Miss Frequency Rate is the number of near miss cases per 1,000,000 hours worked.

Lost Time is work-related injury, occupational illness & disease that causes the injured absence from work on the next working day or the following shift, as well as the case that such injury, occupational illness & disease leads to leave of absence as the person is incapable of returning to work after the incident.

High-consequence work-related injury is injury that results in fatality, handicap, disability, organ loss, or in an injury from which the worker cannot, does not, or is not expected to recover to pre-injury healthy status within six months.

Employees

Average Wage Ratios

Employees refers to persons who work full time for the company as specified in the employment contract and can be categorized into executives, management employees, and non-management employees. The term encompasses employees of SCG Cement and Green Solutions (CGS), SCG Smart Living and SCG Distribution and Retail (SL and D&R), SCG Decor (SCGD), SCG Chemicals (SCGC) and SCGP.

Wage refers to salary paid on a monthly basis to employees as prescribed by the company.

Other remuneration refers to any remuneration in addition to salary, given as incentives or special performance-related pay, as well as other monetary rewards such as bonus.

Reporting of average wage ratio calculated solely on salary, and average remuneration ratio calculated on salary and other remuneration throughout the year, and comparative average between female and male employees in different levels including gender pay gap analysis, is in accordance with GRI 405-2.

Governance

Double Materiality Assessment

The annual basis of double materiality assessment is in line with the principles of double and dynamic materiality, which consider both external factors affecting the organization and the impacts of the organization's operation on the external environment. It is compatible with international guidelines as detailed in page 32.

Supplier Management

- Number of Tier-1 supplier, significant supplier in Tier-1, spend on significant supplier in Tier-1 and significant supplier in non Tier-1.
- Number of supplier assessed assessment, significant supplier assessed and supplier assessed with substantial actual/potential negative impact.
- Number of suppliers in capacity building program and supplier supports in corrective action plan implementation and supplier assessed with substantial actual/potential negative impact supported in capacity building program and corrective action plan implementation.

Business Ethics

SCG regularly establishes and reviews its ethics management system to ensure operations align with good governance principles. This covers policy communication, employee training and testing, whistleblowing channels, investigation and corrective actions, with systematic recording and monitoring of information.

This report and its predecessors can be downloaded from www.scg.com For more information please contact:

SCG Sustainable Development Committee
1 Siam Cement Road, Bangsue, Bangkok 10800 THAILAND
Tel : +66-2586-3333, +66-2586-4444
Fax : +66-2586-2974
E-mail : info@scg.com and website : www.scg.com

Actions Towards Sustainable Development Goals (SDGs)

SCG operates under the Inclusive Green Growth approach, aiming to create a balance between economic growth and social and environmental responsibility by integrating sustainability into its core strategies and operations to enhance its competitiveness and build a solid foundation for long-term, stable growth.

As a member of the Global Compact Network Thailand (GCNT), SCG utilizes the Sustainable Development Goals (SDGs) as a reference framework for both its internal operations and its collaborative efforts with external partners. At the heart of this drive is the Sufficiency Economy Philosophy, which fosters resilience across four key dimensions: the economy (material), society, environment, and culture.

Using an Area-based Approach and Public–Private–People Partnerships (PPPP), these initiatives build upon lessons learned from the Saraburi Sandbox Project, integrating cooperation between the public sector, private sector, and civil society to develop solutions tailored to the specific context of each area and systematically support the achievement of the SDGs at both national and international levels.

SDGs Under Inclusive Green Growth



The key SDGs aligned with SCG's Double Materiality are as follows:

Goal 6
Clean Water and Sanitation

Improve water usage efficiency, reduce external water consumption, and implement sustainable water management.

Goal 7
Affordable and Clean Energy

Increase the proportion of renewable energy use, improve energy efficiency, and promote collaboration for green infrastructure and technology to ensure access to affordable, reliable, sustainable and modern energy for all.

Goal 8
Decent Work and Economic Growth

Promote sustained, inclusive, and sustainable economic growth using the Inclusive Society approach, tailored to employees, suppliers, customers, communities, and other stakeholders.

Goal 9
Industry, Innovation, and Infrastructure

Promote resilient infrastructure and develop inclusive and sustainable innovation and industrialization.

Goal 12
Responsible Consumption and Production

Reduce waste through reuse and recycling via products and innovations to create sustainable production and consumption models.

Goal 13
Climate Action

Integrate climate change measures into national policies and implement decarbonization initiatives according to the SCG Net Zero Roadmap.

Goal 14
Life Below Water

Conserve and sustainably use the oceans, seas, and marine resources through the management, conservation, and restoration of marine and coastal ecosystems.

Goal 15
Life on Land

Protect, restore, and promote sustainable use of terrestrial ecosystems, sustainably manage forests, and halt biodiversity loss.

Goal 17
Partnerships for The Goals

Enhance multi-stakeholder partnerships across economic, social, and environmental dimensions without leaving anyone behind, and support cooperation between public, private, and civil society sectors through the PPPP model.

Net Zero

Our Action	SDGs	Strategy	Program	Target	Outcome: Performance 2025	Outcome: Business Impact	Outcome: Externality Impact
Climate Resilience		1. Increase the use of biomass fuels and clean energy sources to replace fossil fuels. 2. Improve or modify processes and equipment for energy efficiency optimization. 3. Research and develop technologies to achieve net-zero GHG emissions by 2050. 4. Develop products, services, and solutions that reduce GHG emissions throughout the value chain. 5. Apply economic tools to promote GHG emissions reduction. 6. Organize activities to foster energy conservation and climate change awareness for employees, suppliers, and stakeholders across the value chain.	• Development of innovations to increase the use of alternative fuels, such RDFs and biomass, in place of fossil fuels. • Development of low-carbon products and industries: - SCG Cement and Green Solutions has developed low-carbon cement production, reducing coal imports and GHG emissions. • Advancement of the Saraburi Sandbox Project, with SCG, as a member of the Thai Cement Manufacturers Association (TCMA), and The Federation of Thai Industries, Saraburi chapter and the Saraburi Province, joining the Transitioning Industrial Clusters Initiative of the World Economic Forum (WEF). • Adoption of the Marginal Abatement Cost Curve (MACC) to evaluate investment feasibility and assess green infrastructure readiness, along with research and development of technologies such as carbon capture, utilization and storage (CCUS), hydrogen production, and oxyfuel. • Innovative smart grids for clean energy management to achieve reliability and efficiency. • Partnership with the public sector to drive grid modernization and develop energy storage innovations, such as the Rondo Heat Battery, for the industrial sector to replace fossil fuels. • Collaboration with network partners to drive decarbonization projects under the Saraburi Sandbox, a PPPP-enabled low-carbon city model.	Net-zero GHG emissions by 2050.	29.06 million tCO_2e of GHG emissions.		
				25% reduction in Scope 1 and 2 GHG emissions by 2030 compared to 2020 baseline.	15.14%		
				25% reduction in Scope 3 GHG emissions from fossil fuels sold to external customers by 2031 compared to 2021 baseline.	24.98%		
				13% reduction in energy consumption by 2025 compared to BAU baseline in 2007.	5.8% Remark: SCG's overall energy efficiency has been affected during its transition toward net-zero emissions, as it is increasing the share of alternative fuels as part of its decarbonization strategy. To address this, SCG has continuously advanced its technologies and optimized production processes to further enhance energy efficiency performance.		

Performance at or exceeding annual target

Performance below annual target

Revenue Generation · Cost Savings · Risk Management · Sustainable Investment

GHG emissions · Impact on biodiversity · Air quality · Energy management · Water management · Waste management · Community relations

Net Zero

Our Action	SDGs	Strategy	Program	Target	Outcome: Performance 2025	Business Impact	Externality Impact
Sustainable Products and Services		1. Develop products, services, and solutions that meet consumer needs, enhance well-being, and demonstrate environmental responsibility (climate resilience & circularity). 2. Develop business processes throughout the value chain in accordance with international standards. 3. Utilize innovation in products, services, and solutions development to create new business opportunities. 4. Collaborate with the supply chain and partners, and elevate sustainability across the entire ecosystem by working with suppliers, customers, communities, and industrial partners.	• Development of 3 sub-categories of the Green Choice label: Climate Resilience & Energy Conservation, Circularity, and Well-being • Supplier Decarbonization Program • Co-development of low-carbon materials with customers/suppliers	66.7% of total revenue from sales of Green Choice-labelled products, services, and solutions by 2030.	51% Remark: This aligns with the shrinking purchasing power in the market due to the economic situation. SCG is currently adjusting the criteria for low-carbon products to better meet market demands.		
				33.3% of total revenue from sales of Green Choice-labelled products, services, and solutions that provide direct customer value by 2030.	12% Remark: This aligns with the shrinking purchasing power in the market due to the economic situation. SCG is currently adjusting the criteria for low-carbon products to better meet market demands.		
				Green Choice-labeled products, services, and solutions.	318 products, services, and solutions.		

Nature Positive

Our Action	SDGs	Strategy	Program	Target	Outcome: Performance 2025	Business Impact	Externality Impact
Circular Economy		1. Reduce waste at the source and eliminate industrial waste landfilling. 2. Maximize the management of industrial waste within SCG, including both hazardous and non-hazardous waste, using the 3Rs and circular economy principles. 3. Develop products and services in line with the circular economy principles to maintain and maximize material value. 4. Research and develop (R&D) innovations for waste recycling and value addition. 5. Adjust business models according to circular economy principles.	• SCG Chemicals (SCGC) has initiated collaborations across the value chain to return post-consumer plastics to the process of mechanical and advanced recycling and to develop and promote the use of renewable resources (bio-based ethylene) as a raw material for plastic production. • SCGP has developed innovative sustainable circular packaging, focusing on reusable, recyclable, or compostable products; lightweight products with recycled content; and integrated packaging solutions. • COTTO has researched and developed a ceramic glazing process using eggshells instead of natural calcium carbonate for sanitary ware and washbasins, leading to the world's first bio-ceramic sanitary ware prototype.	8% recycled materials of total raw materials by 2030. Remark: This is a new, more ambitious goal target established after the achievement of the previous target to allow for clearer outcome tracking and ensure alignment with long-term resource management.	6.4%		
				100% of packaging by SCGP is reusable, recyclable, or compostable by 2030.	99.7%		
				SCGC aims to recover and recycle 500,000 tons of used plastic to the circular economy annually by 2030.	193,069 tons		
				Zero landfilling of hazardous and non-hazardous waste from production in Thailand annually.	0		
				Zero landfilling of hazardous waste from overseas production by 2030.	29,630 tons		

Revenue Generation · Cost Savings · Risk Management · Sustainable Investment

Performance at or exceeding annual target · Performance below annual target

GHG emissions · Impact on biodiversity · Air quality · Energy management · Water management · Waste management · Community relations

Nature Positive

Our Action	SDGs	Strategy	Program	Target	Outcome		
					Performance 2025	Business Impact	Externality Impact
Water Management		**SCG Sustainable Water Management** SCG strives to systematically elevate water management using the "Water Efficiency and Replenishment" approach to complete the water cycle. This includes reducing consumption and increasing recirculation to returning clean water to ecosystems and taking care of communities. The objective is to enhance the security of water resources and support SCG's sustainable growth. The initiatives are undertaken under 4 Strategic Pillars: 1. Efficiency: Enhancing water efficiency across all production processes to reduce withdrawal from natural sources and support sustainable production. 2. Circularity: Expanding water recycling and reuse, particularly in water-stressed areas, to reduce the need for fresh water and reduce effluent discharge. 3. Replenishment: Restoring and returning clean water to ecosystems to maintain the balance of water sources and natural resources. 4. Stewardship / WASH (Water, Sanitation, and Hygiene): Building partnerships with communities and stakeholders to strengthen water security and support sustainable hygiene.	SCG's business units drive systematic water management across their plants and communities through the Reduce–Reuse–Community Collaboration approach, as detailed below. **Reduce: Decreasing water consumption in production** • SCGC (Map Ta Phut Olefins Co., Ltd.) implemented a project to expand chloride limits in cooling water by upgrading materials and corrosion inhibitors. This has increased water circulation cycles, reduced blowdown, and cut external water withdrawal by 250,000 m³ in 2025 (projected to reach 400,000 m³/year upon full implementation). • PT Fajar Surya Wisesa Tbk (packaging paper) modified its couch rolls and optimized pulp preparation, leading to a 219,000 m³ reduction in water consumption in production. **Reuse: Recirculating water** • Phenix Pulp & Paper PCL: Employees initiated a project to reuse water from pulp and paper production for pulp quality adjustment before sheet forming, reducing fresh water use by 133,000 m³. • PT Fajar Surya Wisesa Tbk installed fine filters to separate pulp from process water, leading to the reuse of 84,000 m³ of clarified water. **Community Collaboration: Strengthening water security** • Cement and Green Solution (Kaeng Khoi Plant) partnered with the Ban Tham Tao community in Saraburi to build check dams, water storage systems, and solar-powered water distribution for agriculture. This reduced flood-damaged areas from 2,435 rai to 455 rai, ensuring sufficient water for integrated farming and increased income. Plans are underway to expand this model with local authorities.	5% reduction in external water consumption by 2030 compared to BAU baseline in 2022.	4.3% increase  Remark: This increase is due to the inclusion of water consumption by Long Son Petrochemicals (LSP) under SCGC.		

Nature Positive

Our Action	SDGs	Strategy	Program	Target	Outcome: Performance 2025	Business Impact	Externality Impact
Air Quality Management		1. Set air emission targets in line with international industry benchmarks and ensure compliance with legal requirements. 2. Implement the best available technologies for air pollution management, including both at-source control and emissions, with continuous air quality monitoring. 3. Foster regular engagement with communities and stakeholders and regularly listen to air pollution concerns.	• The Cement and Building Materials Business installed continuous emission monitoring systems (CEMs) for dust, sulfur dioxide (SO_2), and nitrogen oxide (NO_x). • SCGP (Packaging Business) installed CEMs across 100% of its packaging paper manufacturing plants in Thailand. • Sustainable Sugarcane Leaf Burning Reduction Project has been launched in Wang Muang District, Saraburi to promote the utilization of sugarcane leaves as an alternative to burning, thereby reducing environmental and health impacts, addressing PM2.5 issues, and fostering engagement among local farmers and communities.	4% reduction in external dust emissions by 2030 compared to BAU baseline in 2020.	6.9%		
Biodiversity and Ecosystem		1. Collaborate with external experts to manage risks across the value chain and establish guidelines for impact prevention, restoration, and sustainable biodiversity conservation using international indicators. 2. Build engagement with communities and stakeholders to enhance understanding of ecosystem conservation and biodiversity. 3. Monitor, examine, and evaluate conserved and restored areas to ensure continuous development and improvement. 4. Serve as a model for biodiversity conservation and expand practices to other areas.	• Under From the Mountains to the Mighty River Project, the Company has reforested upstream areas, built check dams, and revitalized terrestrial forests, mangroves, and seagrass beds. • Supporting networks of community forests to foster biodiversity and create permanent green spaces managed by communities in Saraburi and Lampang. • Love the Sea Project utilized SCG 3D printing technology to create substrate bases for coral larvae (coral homes) and restore coral reefs.	Striving to be nature positive through conservation and restoration, green space expansion, biodiversity enhancement, and community and stakeholder engagement.	- Over 500,000 rai of terrestrial and mangrove forests conserved and restored. - 3,073 coral homes installed. - 139,214 check dams built. Remark: Performance since project inception through 2025		
				Mine rehabilitation planning for 100% of sites.	100%		
				Biodiversity management planning for 100% of sites. (for limestone mines in Thailand only)	100% (for limestone mines in Thailand only)		
				More than 60% similarity index between restored mining areas and natural buffer forests. (for limestone mines in Thailand only)	68% at the Thung Song limestone mine.		
				At least 10% FSC™-certified biodiversity conservation forest areas of total plantation area.	11.2%		

Revenue Generation · Cost Savings · Risk Management · Sustainable Investment

Performance at or exceeding annual target · Performance below annual target

GHG emissions · Impact on biodiversity · Air quality · Energy management · Water management · Waste management · Community relations

Inclusive Society

Our Action	SDGs	Strategy	Program	Target	Outcome: Performance 2025	Business Impact	Externality Impact
Health and Safety		1. Enhance operations according to the SCG Safety Framework, occupational health and safety (OHS) standards, and Life-Saving Rules for work, product transportation, and personnel travel across the entire organization. 2. Continuously foster a safety culture by raising awareness and encouraging workers at all levels to participate in safety oversight and on-site inspections to identify and correct risky behaviors. 3. Conduct safety performance assessment on a safety performance management system (PMS) to ensure tangible policy implementation and establish shared targets for safety performance assessment. 4. Adopt digital technology to increase operational efficiency and enhance safety and occupational health in line with business growth and changes to reduce risks of accidents, injuries, illness, and occupational diseases. 5. Quickly and comprehensively communicate lessons learned from incidents to ramp up prevention and rectification and avoid recurrence; and review safety measures to match risks and changes in each business unit. 6. Systematically manage fire risks by inspecting high-risk areas and processes, assessing the readiness of prevention measures and emergency response plans, and upgrading emergency drills for worst-case scenarios in collaboration with external agencies to ensure maximum preparedness.	• All companies, both domestic and international, undergo the Safety Performance Assessment Program (SPAP) through self-declaration, with annual audits by business-level and corporate-level representatives. Compliance audits are also conducted against legal requirements by external personnel at least every two years. • Transportation safety management has been upgraded in overseas operations, including Vietnam, Indonesia, the Philippines, Cambodia, and Laos. • Software has been introduced to enhance the health management system, specifically the assessment, planning, and monitoring of risk reduction measures for health issues and occupational diseases. • Transportation safety technology has been adopted, such as risky driving behavior detection (forward collision and lane departure warnings) and driver performance monitoring systems (detecting yawning, distraction, or mobile phone use). • Digital technology and AI have been deployed to enhance safety in production and machinery maintenance, with the Unified Health Management Platform providing real-time visualization for investment decisions, safety control, and business continuity. • Dashboards have been developed to track safety, health, and environment (SHE) performance indicators to optimize and systematize safety across the organization.	Zero work-related fatalities among employees and contractors.	Employee/contractor 2/5 cases. Remark: SCG has enhanced its occupational health and safety management systems for work, product transportation, and travel, focusing on building a safety culture and encouraging workers at all levels to participate in safety oversight and on-site inspections to identify and correct risky behaviors and reduce injuries and illnesses.		
				Zero lost time injury frequency rate (LTIFR) for employees and contractors.	Employee/contractor 0.248/0.173 cases/1,000,000 hours worked. Remark: Efforts focus on risk assessment and control before and during work, in conjunction with the safety culture promotion at all levels.		
				Zero occupational illness and disease rate for employees.	0.000 case/1,000,000 hours worked.		
				All SCG companies certified to Standard level or higher under the Safety Performance Assessment Program (SPAP).	90% Remark: SCG is encouraging the expansion of SPAP assessments among companies below the "Standard" level.		

Performance at or exceeding annual target
Performance below annual target

Revenue Generation Cost Savings Risk Management Sustainable Investment

GHG emissions Impact on biodiversity Air quality Energy management Water management Waste management Community relations

Inclusive Society

Our Action	SDGs	Strategy	Program	Target	Outcome: Performance 2025	Outcome: Business Impact	Outcome: Externality Impact
Customer Experience Creation		1. Deliver positive experiences to B2B2C business customers and end consumers using innovations. 2. Offer best-better-good options aligned with B2C consumer lifestyles.	Partnerships in clean energy, waste management, materials, and living are built with customers across various industries to elevate the value chain and improve the quality of life for building users, residents, and end-consumers. **Net Zero / Smart Energy** SCG collaborates with the industrial sector to upgrade clean energy systems, with ONNEX by SCG installing solar rooftops for business customers without disrupting production and ensuring preparedness for battery energy storage systems (BESS). Additionally, MOUs have been signed with Navanakorn Industrial Estate and Aquaris to strengthen clean energy stability, reduce electricity costs, and support the sustainable growth of industrial cities. **Industry Impact** • Reduced fossil fuel dependence and lower energy costs. • Increased grid stability in industrial zones. User/ Consumer Impact. • Access to products services that reduce GHG emissions. • Buildings powered by clean, safe, stable, and cost-effective energy in the long term. **Circular Material** SCGC has collaborated with Mitr Phol Group to reduce the use of virgin plastic by utilizing high-quality PCR for the packaging of its products, such as sugar, Freshy syrup, and Eto mineral water. Consumers receive the same product quality while reducing waste at the source and accelerating material circulation in the consumer goods industry. Outcome Closed-loop circulation is realized for daily consumer packaging.	100% overall customer satisfaction rate for SCG Contact Center. 94% average overall customer satisfaction rate across all businesses.	100% 93% Remark: SCG has plans to improve the service of sales staff and sales coordinators to meet customer needs more precisely and further elevate satisfaction levels.		

Revenue Generation Cost Savings Risk Management Sustainable Investment

Performance at or exceeding annual target
Performance below annual target

GHG emissions Impact on biodiversity Air quality Energy management Water management Waste management Community relations

Inclusive Society

Our Action	SDGs	Strategy	Program	Target	Outcome: Performance 2025	Outcome: Business Impact	Outcome: Externality Impact
Customer Experience Creation			**Circular Construction** Under DECAAR by SCG, various circular decorative materials have been developed with partners. • PTT Station / Café Amazon: Foil and coffee grounds are repurposed into decorative materials. • Sansiri: Tile and glass shards are recycled into flooring materials. • A49 / A110: Circular materials were showcased at World Expo 2025. • Food producers: Ground eggshells were used in a trial development of heat-reducing floor tiles. Outcome Circular building material prototypes help reduce landfilling and scale up circular living from a concept to actual practice in buildings and public spaces. **Zero Waste to Landfill** SCI eco has partnered with C.W. Tower / The Street to develop an integrated waste management system and process waste into refuse-derived fuels (RDF) to replace fossil fuels in SCG's cement production. Outcome - Cleaner commercial areas, and reduced odors and landfilling. - Less waste management burden on the city and better environment for building users. - The model serves as a blueprint for future expansion to other communities and other building types.			
Supplier Management Towards Sustainable Value		Emphasis is placed on elevating operation management practices among suppliers in line with ESG principles with fairness, transparency; value creation for stakeholders throughout the sustainable value chain; and risk management to increase business opportunities. To achieve this, the following are implemented: 1. Select and assess suppliers with potential for sustainable business operations. 2. Assess risks and categorize suppliers to determine strategies and develop supplier improvement plans according to risk levels. 3. Develop and enhance supplier capabilities toward sustainability, encompassing environmental, social, and governance (ESG) aspects. 4. Build awareness and capabilities among procurement staff for efficient procurement and purchasing.	• Suppliers with a procurement value exceeding 1 million baht undergo environmental, social, and governance (ESG) risk assessments.	100% of suppliers with procurement value exceeding one million baht undergo environmental, social, and governance (ESG) risk assessments.	100%		

Performance at or exceeding annual target
Performance below annual target

Revenue Generation · Cost Savings · Risk Management · Sustainable Investment

GHG emissions · Impact on biodiversity · Air quality · Energy management · Water management · Waste management · Community relations

Inclusive Society

Our Action	SDGs	Strategy	Program	Target	Outcome		
					Performance 2025	Business Impact	Externality Impact
Human Rights		1. Integrate human rights initiatives as well as diversity and inclusion management into business operations throughout the value chain, both domestically and internationally. 2. Foster value as well as develop and expand participation initiatives for all stakeholder groups throughout the value chain and society at large, all guided by respect for human rights. • Employees: Respect fundamental rights and enhance diversity and inclusion management in the organization. • Contractors: Focus on reducing violation risks and improving quality of life in work environments, encompassing labor, health, safety, and well-being. • Suppliers: Enhance management procedures for human rights risks that may impact the value chain. • Communities: Foster engagement on the basis of respect for fundamental rights and improve quality of life. • Customers: Deliver quality, safe products, services, and solutions as basic rights and promote better quality of life. • Other stakeholders: Continuously manage human rights risks to prevent potential impacts from violations or involvement in violations from activities across SCG's value chain. 3. Serve as a role model and share human rights experiences with other organizations.	• SCG has reviewed the human rights due diligence procedures and established guidelines for reviewing human rights violations and remediation to serve as a framework for its human rights operations. • Workshops on human rights risk assessment were hosted to educate relevant stakeholders, and manage potential risks, and prevent human rights violation. • SCG fosters a culture of inclusion and diversity by encouraging employees to work together harmoniously through the BE YOU Club and SCG Happy Space. • The organization has provided training on human rights and supplier/contractor assessment criteria to procurement representatives from all business units to ensure efficient and supplier assessments. • SCG conducted human rights assessments on three suppliers and contractors to ensure their legal compliance and collaboratively develop improvement plans. • The company organized study visits to its subsidiaries to facilitate the exchange of knowledge, experience, and success stories regarding human rights operations. • SCG exchanged knowledge with the UNGC Network Thailand and other domestic organizations and achieved the Gold-level Human Rights Model Organization Award from the Ministry of Justice in 2025 for the sixth consecutive year.	Zero human rights violations.	1  Remark: Appropriate remediation was provided to the affected person. Disciplinary action was taken against the violator, and the affected individual was restored to their original status.		

Inclusive Society

Our Action	SDGs	Strategy	Program	Target	Outcome: Performance 2025	Outcome: Business Impact	Outcome: Externality Impact
Business Ethics		1. Regularly strengthen corporate governance knowledge for the Board of Directors and top executives to empower them to serve as role models for SCG employees. 2. Regularly update the SCG Corporate Governance Principle and SCG Code of Conduct to align with international standards and stakeholder expectations and ensure currency. 3. Assess and monitor anti-corruption efforts using a preventive system, consisting of Ethics e-Testing, risk management and internal control across the Three Lines of Defense, and a whistleblowing system accessible to all stakeholders. 4. Conduct regular communication and training on the Code of Conduct for compliance units, employees, suppliers, and contractors to foster a work culture of transparency.	1. Policies and guidelines for executives, employees, and business partners have been established and reviewed to ensure compliance with good corporate governance principles at national and international levels, prioritizing appropriateness and fairness to all stakeholders. 2. A Compliance Management System (CMS) has been implemented to ensure efficient and effective regulatory compliance. 3. The examples in the Code of Conduct are regularly updated to remain current. The GRC Helpline has also been provided as a channel for inquiries regarding ethical business practices.	100% of employees complete ethics training and pass the Ethics e-Testing.	100%		
Employee Care and Development		1. Foster organizational value to attract highly-skilled and capable individuals. 2. Provide comprehensive and fair employee care to build employee engagement. 3. Develop personnel capabilities in line with business competition, create a happy work life, and promote effective teamwork. 4. Create a culture of learning by providing opportunities for self-development based on individual interests and learning styles, including both hard skill and soft skill courses, accessible through various learning channels. 5. Promote learning through a quality learning management system (LMS) that responds to user needs.	• Employees are trained and developed in business, leadership, and essential future skills. ESG knowledge and case studies are also provided throughout their career path through SCG Flagship Programs and ESG-focused programs, such as the Net Zero Accelerator Program (NZP) and ESG Leadership Program, aimed at developing leaders aligned with the Inclusive Green Growth approach. • Migrant workers are given equal access to employee care and development opportunities without discrimination. This includes communication in their native languages, employment condition improvements, health check-ups, and the provision of affordable housing and shuttle services. • Various programs are organized to promote employee well-being across physical, mental, financial, and social dimensions.	An employee engagement score of 4 out of 5 (domestic).	4.06		
				100% of high-ranking personnel complete the Net Zero Accelerator Program (NZP) by 2027.	50%		

Performance at or exceeding annual target
Performance below annual target

Revenue Generation Cost Savings Risk Management Sustainable Investment

GHG emissions Impact on biodiversity Air quality Energy management Water management Waste management Community relations

Inclusive Society

Our Action	SDGs	Strategy	Program	Target	Outcome		
					Performance 2025	Business Impact	Externality Impact
Community and Social Development		1. Leverage both internal and external expertise to enhance capabilities for self-reliance in communities and support society at large. 2. Foster employee and stakeholder engagement across all sectors to create sustainable social value. 3. Develop innovations to address community needs and address social issues. 4. Develop sustainable social development models and expand them to other communities in the network.	• The Go Together and Net Zero Accelerator (NZAP) Programs were carried out for the 2nd year to share knowledge and practical experience in energy management and waste reduction, with partnerships expanded to network members, such as the Federation of Thai Industries, the Department of Industrial Promotion, and OSMEP, to reach SMEs nationwide. In 2025, 1,203 participants joined Go Together and 106 joined NZAP, reflecting a tangible improvement in SME capabilities for a transition to a low-carbon economy. • Resource efficiency is promoted through various initiatives, such as the The Waste-Free Community Project and the Bring Paper Back Project by SCGP, which has generated over 4.4 million baht in community income and returned 540 tons of paper to the recycling process. • In collaboration with Saraburi, SCG promoted the alternate wetting and drying (AWD) rice farming across 1,118 rai, which reduced water consumption by 25–40% and significantly lowered methane emissions.	Reduction of inequality in career opportunities, education, and well-being for 50,000 individuals (cumulatively from 2021-2030).	71,676 persons 		

Sustainability Performance Data

Economic Performance

SCG has managed to maintain a strong financial foundation in terms of sales and cash flow, despite facing global economic fluctuations.

Performance Data	2021	2022	2023	2024	2025	GRI Standards	SASB
Revenue from sales (Billion Baht)	530.1	569.6	499.6	511.2	496.9	GRI 201-1	
Profit for the year (Billion Baht)	47.2	21.4	25.9	6.3	14.1	GRI 201-1	
EBITDA (Billion Baht)	91.9	61.9	54.1	53.9	51.2	GRI 201-1	
Employee compensation comprising salary, wage, welfare and regular contributions (Million Baht)	47,921	50,732	50,190	51,331	49,781	GRI 201-1	
Dividend to shareholders (Million Baht)	22,200	9,600	7,200	6,000	6,000	GRI 201-1	
Interest and financial expenses to lender (Million Baht)	6,758	7,523	10,297	11,500	10,738	GRI 201-1	
Taxes to government and local government authorities such as income tax, local maintenance tax, property tax and other specific taxes (Million Baht)	8,430	6,685	6,167	5,860	5,196	GRI 201-1	
Tax privilege and others from investment promotion, and research and development (Million Baht)	1,592	701	826	919	1,611	GRI 201-4	
Non-compliance case through SCG Whistleblowing System (Cases)	30	51	55	47	52	GRI 205-3	
Customer Satisfaction - SCG Contact Center (%)	100	100	100	100	100		
Average Customer Satisfaction - All business unit (%)	94	94	94	93	93		
Contributions to organizations (Million Baht)[1]	11.3	30.9	27.8	36.4	37.7		
Contributions to political activities (Million Baht)[2]	0	0	0	0	0		
Suppliers that assessed Environmental, Social and Governance (ESG) Risks (% of procurement spending)	100	100	100	100	100		
Procurement Spending by Geography							
• Domestic	40	50	55	56	56		
• Regional	60	50	45	44	44		
Revenue from Sales of High Value Added Products and Services (Billion Baht)	182.5	195.5	167.7	154.4	149.5		
(%)	34.4	34.3	42.7	38.0	37.7		
Revenue from Sales of SCG Green Choice Products and Services (Billion Baht)	216.0	289.7	270.7	275.6	255.7		EM-CM-410a.2
(%)	40.7	50.9	54.1	54.0	51.0		
Revenue from Sales of Products and Services designed for use-phase resource efficiency (Billion Baht)[3]	4.87	27.46	71.5	35.1	58.5		RT-CH-410a.1
(%)	2.00	11.60	14.3	16.7	12.0		
Revenue from Sales of Sustainable Construction Products and Services (Billion Baht)	69.4	71.8	59.3	55.9	65.3		EM-CM-410a.1
(%)	13.1	12.6	11.9	10.9	13.1		

Revenue from Sales

496.9

Billion Baht

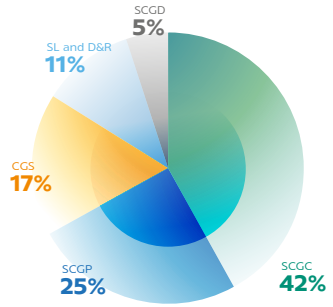

Revenue from Sales by Country

496.9

Billion Baht

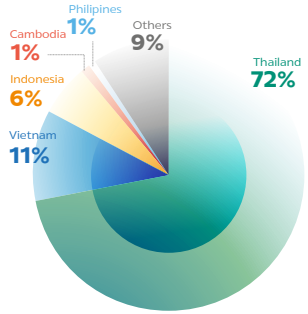

SCG Cement and Green Solutions : CGS
SCG Smart Living and SCG Distribution and Retail : SL and D&R
SCG Decor : SCGD
SCG Chemicals : SCGC
SCGP

Taxes to Government

5,195

Million Baht

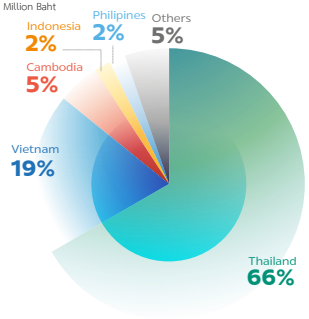

Tax Benefits

1,611

Million Baht

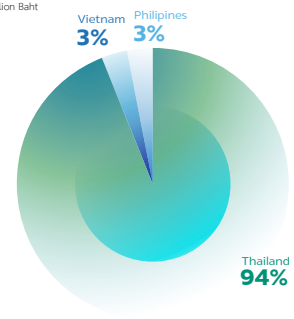

NA = Not Available

(1) The top eleven organizations supported by SCG include Alliance to End Plastic Waste (AEPW), the Thai Cement Manufacturers Association (TCMA), the World Business Council for Sustainable Development (WBCSD), the Thai Chamber of Commerce, Global Cement and Concrete Association (GCCA), the Federation of Thai Industries, the United Nations Global Compact Network Thailand (UNGCNT), the Thai Institute of Directors (IOD), the Thailand Development Research Institute (TDRI), the Carbon Disclosure Project (CDP), and the Department of Climate Change and Environment.

The objective of these contributions is to support sustainable development across multiple dimensions. Such support is provided in the form of membership fees and contributions to activities or collaborative initiatives that help advance sustainability agendas at both the national and industry levels.

In particular, SCG places emphasis on initiatives that need to be accelerated through strengthened networks of cooperation, such as climate change adaptation, the transition to a low-carbon and circular economy, as well as health and safety, in order to achieve tangible outcomes. SCG does not provide support to influence the direction or operations of any organization, nor to act as a representative of any stakeholder in those organizations' activities.

(2) SCG remains politically neutral, and set policy which does not give financial or any kind of supports to any political party, political group, or candidates in local, regional or national levels or person with political influence or lobbying or interest representation or similar and other categories (such e.g. election campaign, spending related to ballot measures, voting activities, or referendums). In addition, SCG establishes definition and prohibition of facilitation payments in Anti-corruption policy which means any action that may influence or motivate an unfair decision making and treatment.

(3) Only SCG Chemicals (SCGC)

Environmental Performance

Production and Raw Materials

In 2025, the Company increased the use of recycled material on a continuous basis, reflecting improved resource efficiency and enhanced long-term competitiveness.

Performance Data	2021	2022[1]	2023	2024	2025	GRI Standards	SASB
Production (Tons)[2]	83,339,510[1]	85,891,647	77,518,763	79,120,677	83,591,508		EM-CM-000.A
Raw Materials (Tons)[2]	71,342,275	86,758,219	82,039,769	88,201,788	90,188,333	GRI 301-1	
Recycled Materials (Tons)[2]	3,759,406	6,048,122	5,445,245	7,497,227	5,733,927	GRI 301-2	RT-CP-410a.1
(%)	5.27	6.93	6.64	8.5	6.4	GRI 301-2	
Renewable Materials (Tons)[2]	N/A	4,777,591	6,892,041	7,458,443	7,297,618	GRI 301-1	
(%)	N/A	5.51	8.40	8.46	8.09	GRI 301-1	
Renewable Materials and Recycled Materials (Tons)[2]	N/A	10,825,712	8,564,830	8,929,642	9,101,794		
(%)	N/A	12.44	10.44	10.12	10.09		

NA = Not Available

(1) 1st year to Incorporate environmental and safety performance from operations overseas

(2) Within SGS's limited assurance scope

Production

83.50 Million Tons

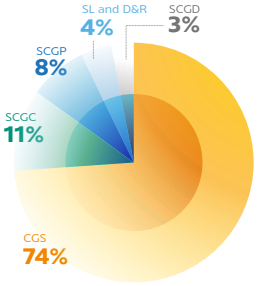

Raw Materials

90.19 Million Tons

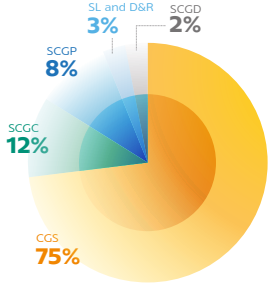

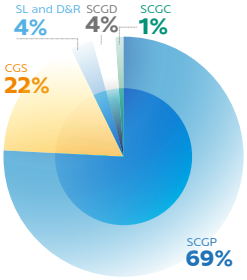

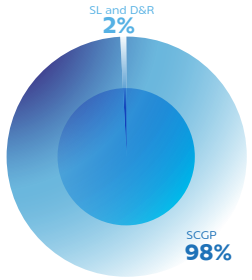

- SCG Cement and Green Solutions : CGS
- SCG Smart Living and SCG Distribution and Retail : SL and D&R
- SCG Decor : SCGD
- SCG Chemicals : SCGC
- SCGP

Renewable Materials

5.73 Million Tons

Recycled Materials

7.30 Million Tons

Greenhouse Gas Emissions

Greenhouse gas emissions decreased 5.18 million tons CO_2 compared to 2020, in line with science base targets towards the net-zero in 2050.

Performance Data	2021	2022	2023	2024	2025[3]	GRI Standards	SASB
GHGs Scope 1 and 2 (Tons CO_2)	33,525,541	30,116,798	27,083,867	25,479,607	29,058,639		
GHG Scope 1 (Tons CO_2)	30,343,481	27,236,390	24,329,050	22,869,440	26,073,563	GRI 305-1	EM-CM-110a.1
GHG Scope 2 (Tons CO_2)	3,182,060	2,880,408	2,754,817	2,610,166	2,985,076	GRI 305-2	
Location-Based (Tons CO_2)	3,323,357	3,106,463	2,935,118	2,860,118	3,269,577		
Market-Based (Tons CO_2)	3,182,060	2,880,408	2,754,817	2,610,166	2,985,076		
Biogenic CO_2 (Tons CO_2)	4,853,737	5,459,979	3,968,392	5,522,750	4,553,608	GRI 305-1	
GHG emission reduciton compare with base year 2020 (Tons CO_2)[1]	717,668	4,126,412	7,159,343	8,763,603	5,184,571	GRI 305-5	
(%)	2.09%	12.05%	20.91%	25.59%	15.14%		
GHG Scope 3 (Tons CO_2)[2]	15,603,650	10,014,394	10,606,251	10,695,208	15,497,603	GRI 305-3	
1. Purchased goods and services (Tons CO_2)	5,036,763	4,672,130	5,303,395	5,822,774	6,433,066		
2. Capital goods (Tons CO_2)	0	0	0	53,830	101,570		
3. Fuel and energy related activities (Tons CO_2)	1,878,089	1,461,512	1,460,420	1,266,371	1,784,214		
4. Upstream transportation & distribution (Tons CO_2)	1,090,483	1,542,759	1,480,778	1,109,770	1,023,275		
5. Waste generated in operations (Tons CO_2)	1,373	2,642	22,427	76,327	108,684		
6. Business travel (Tons CO_2)	1,479	13,225	3,910	6,761	3,404		
7. Employee commuting (Tons CO_2)	24,144	6,888	9,981	36,009	88,420		
8. Upstream leased assets (Tons CO_2)	0	0	0	0	0		
9. Downstream transportation & distribution (Tons CO_2)	1,145,963	422,057	566,064	388,330	475,668		
10. Processing of sold products (Tons CO_2)	4,225,574	34,002	246,235	434,023	993,098		
11. Use of sold products (Tons CO_2)	1,747,781	1,205,819	887,651	918,074	916,827		
11.1 Use of sold fossil fuels	1,156,169	1,205,819	887,493	917,262	867,404		
12. End-of-life treatment of sold products (Tons CO_2)	41,467	51,556	67,203	58,623	3,037,369		
13. Downstream leased assets (Tons CO_2)	0	0	0	106	61		
14. Franchises (Tons CO_2)	487	7,735	6,578	3,977	3,887		
15. Investments (Tons CO_2)	410,047	594,068	551,609	520,234	528,060		

Remarks

(1) Base Year 2020: GHG Scope 1+2 totaled 34,243,210 tCO_2.

(2) Base Year 2021: GHG Scope 3 totaled 15,603,650 tCO_2.

(3) GHG Scope 1, 2, and 3 data presented on this page are within SGS's limited assurance scope

GHG Scope 1+2

29.06

Million tCO_2

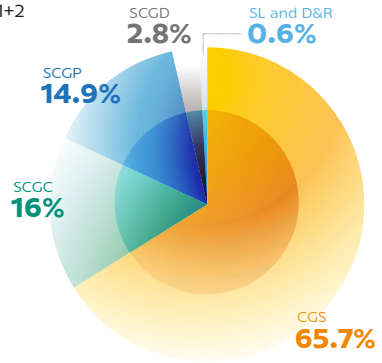

Energy Consumption

Renewable fuel consumption is constantly increasing in order to reduce non-renewable fuel consumption

Performance Data	2021	2022	2023	2024	2025	GRI Standards	SASB
Total Energy Consumption (Petajoules)[1]	257.44	237.43	225.11	220.94	247.39	GRI 302-1	EM-CM-130a.1
Non-Renewable Fuel Consumption (Petajoules)[1]	209.10	185.21	166.49	157.55	185.28	GRI 302-1	EM-CM-130a.1
Renewable Fuel Consumption (Petajoules)[1]	24.85	31.31	38.25	43.23	39.49		
Steam & Heat Consumption (Petajoules)[1]	4.65	2.52	2.61	2.59	2.42		
Electrical Consumption (Petajoules)[1]	19.18	18.66	18.01	17.81	20.45	GRI 302-1	EM-CM-130a.1
Electricity Sold (Petajoules)[1]	0.35	0.26	0.25	0.25	0.24		
Energy Consumption Reduction compare with business as usual (BAU) at base year of 2007 (Petajoules)[2]	19.75	17.12	17.66	18.97	15.32	GRI 302-4	
(%)	7.1	6.7	7.3	7.9	5.8		

[1] Within SGS's limited assurance scope

[2] Base Year 2007: Energy consumption totaled 139.36 petajoules.

Total Energy Consumption

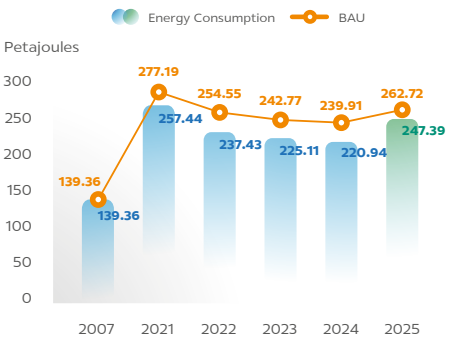

Total Energy Consumption

247.39

Petajoules

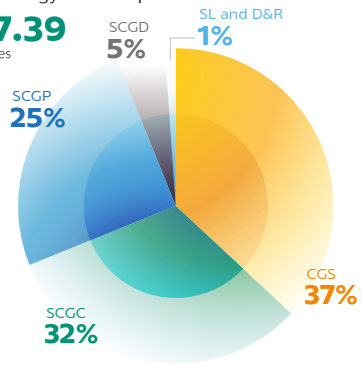

Energy Consumption

Steam and Heat Consumption

227.19 Petajoules

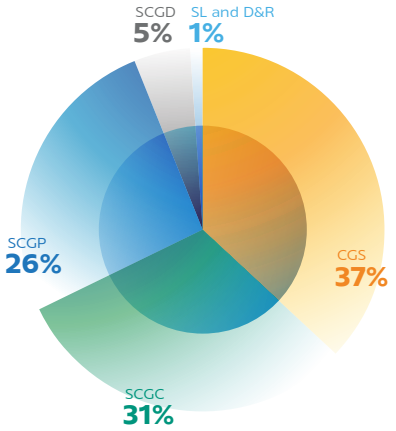

Electrical Consumption

20.45 Petajoules

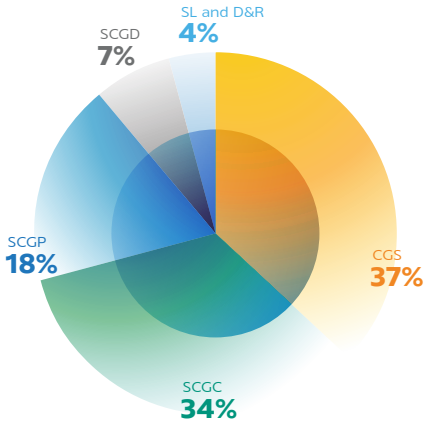

Co-processing Performance of Cement-Building Materials Business

Improvement of production processes through the use of alternative fuels in cement plant resulting in GHG reduction

Performance Data	2021	2022	2023	2024	2025	GRI Standards	SASB
Alternative fuel used to replace the fossil fuel (as % of total heat consumption)	19.9	26.9	35.5	43.52	33.38		
• Alternative fossil fuel	7.7	9.1	11.7	15.1	12.27		
• Biomass	12.2	17.8	23.8	28.5	21.11		
Alternative raw materials contained in cement (%)	8.4	10.1	7.33	7.64	6.04		
Alternative raw materials contained in concrete (%)	1.09	0.94	1.05	1.25	1.29		
Clinker-to-Cement ratio (%)	74.2	71.82	71.24	69.25	69.41		

Water Withdrawal and Effluent Quality

In 2025, SCG enhanced operational efficiency by increasing the proportion of recycled water.

Performance Data	2021[1]	2022	2023	2024	2025	2025 Areas with water stress[2]	GRI Standards	SASB
Water Withdrawal								
Water Withdrawal by source								
Surface water (megaliter)[3]	50,840	50,247	47,563	49,828	50,618	40,704	GRI 303-3	EM-CM-140a.1
• Freshwater TDS ≤ 1,000 mg/l	50,840	50,230	47,557	49,828	50,618	40,704		
• Other water TDS > 1,000 mg/l	0	17	6	0	0	0		
Groundwater (megaliter)[3]	42,310	38,625	36,750	38,988	40,394	447	GRI 303-3	EM-CM-140a.1
• Freshwater TDS ≤ 1,000 mg/l	42,310	38,625	36,406	38,756	40,022	447		
• Other water TDS > 1,000 mg/l	0	0	344	232	372	0		
Third-party water (total (megaliter)[3]	36,870	31,190	37,921	30,509	39,081	28,727	GRI 303-3	EM-CM-140a.1
• Freshwater TDS ≤ 1,000 mg/l	36,870	31,189	37,920	30,509	38,979	28,727		
• Other water TDS > 1,000 mg/l	0	1	1	0	102	0		
Total Water Withdrawal (megaliter)[3]	130,020	120,069	122,169	119,325	130,094	69,881	GRI 303-3	
Water Withdrawal Reduction compare with business as usual at base year (megaliter)			(10,070)	(6,040)	(5,368)	-		
(%)			-8.98	-5.33	-4.30	-		
Recycled Water (megaliter)[3]	17,030	18,500	18,486	17,990	20,674	-		EM-CM-140a.1
(%)	11.9	13.35	13.14	13.10	13.71	-		
Water Discharge								
Water Discharge by destination[3]								
• Surface water (megaliter)	48,240	66,270	64,082	64,894	65,743	27,436	GRI 303-3	
• Groundwater (megaliter)	1	0	0	30	0	0	GRI 303-3	
• Seawater (megaliter)	0	150	120	117	2,699	46		
• Third-party water (total) (megaliter)	4,150	3,205	2,095	842	560	157		
---Third-party water sent for use to other organizations (megaliter)	3,810	2,907	1,672	487	170	0	GRI 303-3	
Water Discharge by freshwater and other water[3]								
• Freshwater TDS ≤ 1,000 mg/l (megaliter)	7,840	18,580	23,234	20,465	25,910	16,163	GRI 303-3	
• Other water TDS > 1,000 mg/l (megaliter)	44,560	51,038	43,063	45,418	43,092	11,477		
Total Water Discharge (megaliter)[3]	52,400	69,618	66,297	65,883	69,002	27,639	GRI 303-3	
BOD (tons)[3]	211	765	570	455	608	-	GRI 306-1	
COD (tons)[3]	4,411	6,445	6,031	5,939	6,267	-	GRI 306-1	
TSS (tons)[3]	490	1,105	830	742	885	-	GRI 306-1	

[1] 1st year to incorporate performance from abroad operations
[2] Using the Latest Version of the Aqueduct 4.0 Water Risk Assessment Framework
[3] Within SGS's limited assurance scope

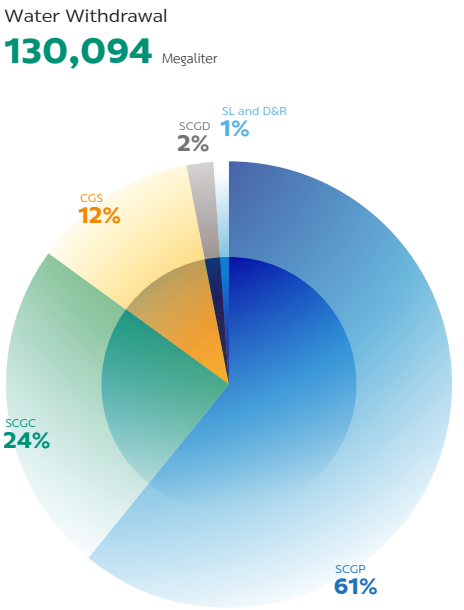

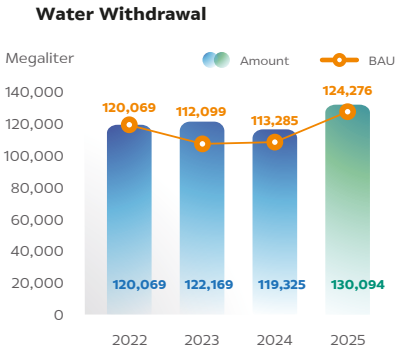

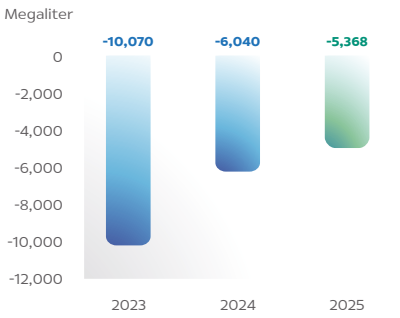

Waste Management

In 2025, waste management remained effectively controlled. Although total waste increased slightly with higher production, the proportion of waste properly utilized and responsibly disposed of remained high and stable.

Performance Data	2021[1]	2022	2023		2024		2025		GRI Standards	SASB
Total Weight of Waste Generated (Tons)[1]	1,256,120	1,745,807	1,642,500		1,552,106		1,627,444		GRI 306-3 (2020)	EM-CM-150a.1
Total Weight of Hazardous Waste Generated (Tons)[1]	13,970	64,908	107,335		87,984		59,612		GRI 306-3 (2020)	EM-CM-150a.1
Total Weight of Non-Hazardous Waste Generated (Tons)[1]	1,242,150	1,680,899	1,535,165		1,464,123		1,567,832		GRI 306-3 (2020)	EM-CM-150a.1
			Onsite	Offsite	Onsite	Offsite	Onsite	Offsite		
Total Weight of Waste diverted from disposal (Tons)[1]	706,771	1,191,216	613,716	528,142	609,233	559,821	546,969	496,586	GRI 306-4 (2020)	EM-CM-150a.1
Total Weight of Hazardous Waste diverted from disposal (Tons)[1]	4,439	39,034	40,782	51,025	4,055	55,390	1,610	43,810		
• Reuse	34	305	0	408	687	20,531	0	20,733		
• Recycled	3,663	37,873	40,782	47,779	3,368	32,014	1,610	21,234		
• Other recovery operations	742	857	0	2,838	0	2,845	0	1,843		
Total Weight of Non-Hazardous Waste diverted from disposal (Tons)[1]	702,333	1,152,182	572,934	477,117	605,178	504,431	563,359	453,046		
• Reuse	6,397	19,040	338	12,948	14,547	41,090	25,579	12,065		
• Recycled	695,813	1,133,095	572,055	463,444	590,177	462,860	537,780	440,003		
• Other recovery operations	122	47	541	725	454	481	0	978		
Total Weight of Waste directed to disposal (Tons)[1]	549,349	554,591	269,171	231,472	198,701	184,351	539,390	483,813	GRI 306-5 (2020)	EM-CM-150a.1
Total Weight of Hazardous Waste directed to disposal (Tons)[1]	9,532	25,874	3,162	12,367	4,331	24,207	1,928	12,263		
• Incineration (with energy recovery)	9,498	16,272	2,968	4,779	4,161	13,193	1,798	7,094		
• Incineration (without energy recovery)	31	560	192	235	168	3,570	130	1,418		
• Other disposal operations	3	257	0	143	0	478	0	181		
• Landfilling	0	8,785	2	7,210	2	6,966	0	3,570		
Total Weight of Non-Hazardous Waste directed to disposal (Tons)[1]	539,817	528,717	266,009	219,105	194,370	160,144	362,367	189,059		
• Incineration (with energy recovery)	539,351	444,394	264,270	111,297	191,094	95,604	360,528	144,504		
• Incineration (without energy recovery)	333	35,756	0	32,383	2,858	30,477	0	15,427		
• Other disposal operations	0	1,137	171	487	279	575	252	1,086		
• Landfilling	133	47,430	1,569	74,938	139	33,487	1,587	28,043		

[1] 1st year to incorporate performance from abroad operations
[2] Within SGS's limited assurance scope

Hazardous Waste Management

59,612

Tons

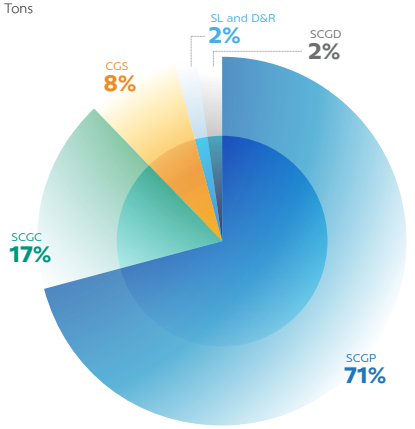

Non - Hazardous Waste Management

1,567,832

Tons

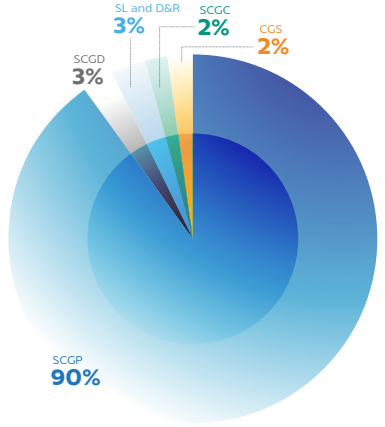

Air Emissions

In 2025, monitoring and measurement were strengthened to elevate emission control alongside enhanced transparency in continuous data disclosure.

Performance Data	2021	2022	2023	2024	2025	GRI Standards	SASB
Oxides of Nitrogen (Thousand Tons)[1]	34.50	39.92	33.51	28.64	33.44	GRI 305-7	EM-CM-120a.1
Oxides of Sulfur (Thousand Tons)[1]	3.13	5.71	5.80	4.24	6.94	GRI 305-7	EM-CM-120a.1
Particulate Matter (Thousand Tons)[1]	3.20	2.73	2.45	2.37	2.76	GRI 305-7	EM-CM-120a.1
Mercury (Thousand Tons)[1]	29.51	10.24	11.34	19.36	16.80	GRI 305-7	EM-CM-120a.1

[1] Within SGS's limited assurance scope

Oxides of Nitrogen
33.44
Thousand Tons

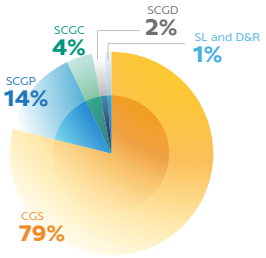

Oxides of Sulfur
6.94
Thousand Tons

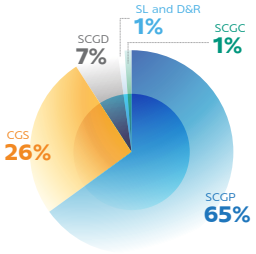

Particulate Matter
2.76
Thousand Tons

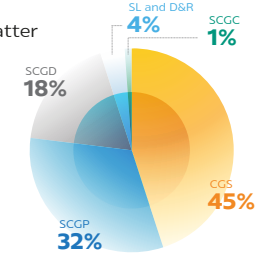

Dust Emission

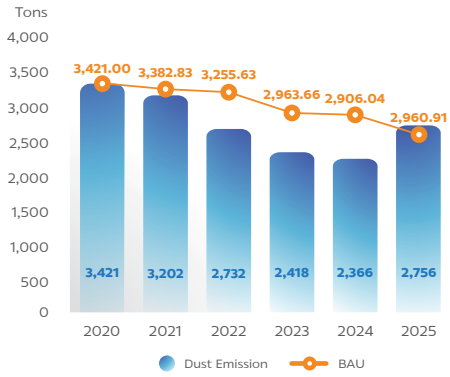

Dust Emission Reduction compared with BAU at the base year of 2020

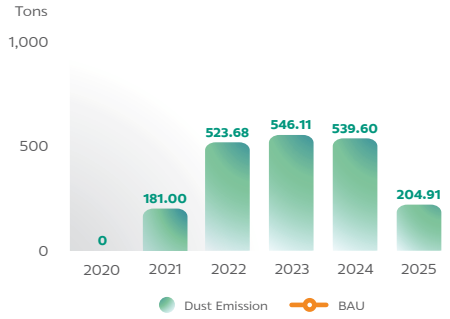

Biodiversity/Environmental Expenditures and Benefits/Violations of Legal Obligations and Regulations

Environment investment in 2025 are mainly contributed from the installation of cleaner energy such as solar system on rooftop, on ground, and floating.

Performance Data (Only Thailand Operations)	2021	2022	2023	2024	2025	GRI Standards	SASB
Quarries with Biodiversity Management Plan in place (Number of Sites)	4	4	4	4	4		EM-CM-160a.2
(%)	100	100	100	100	100		
Operating Expenses – Environmental (Million Baht)	2,657	3,176	2,913	1,741	1,505		
Capital Investment – Environmental (Million Baht)[1]	1,643	2,116	1,015	5,288	5,600		
Total Expenses – Environmental (Capital Investment + Operating Expenses) (Million Baht)	4,300	5,291	3,928	7,029	7,105	GRI 305-7	EM-CM-120a.1
Savings, cost avoidance and tax incentives linked to environment investment (Million Baht)[2]	34,084	76,429	72,177	65,395	58,693		

[1] Incorporate investment from abroad operation
[2] Savings, cost avoidance and tax incentives linked to environments include revenue from sales of SCG Green Choices, which directly provide value to customers.

Performance Data	2021	2022	2023	2024	2025	GRI Standards	SASB
Total costs from water-related incidents (Million Baht)	0	0	0	0	0		
Number of violations of legal environemntal obligations/regulations (Number of Cases) (over USD 10,000)	0	0	0	0	0	GRI 307-1	

Social Performance

Health and Safety

Lost time injury frequency rate of employee has increased, while that for contractors has decreased. However, that targets of zero fatalities and lost time injuries have not yet been achieved.

Performance Data	2021	2022	2023	2024	2025	GRI Standards	SASB
From Workplace							
Hours Worked (Million Hours Worked)[1]							
• Employee	118.31	117.17	112.29	128.99	129.05		
• Contractor	140.43	134.29	134.42	141.15	139.04		
Total Recordable Work-Related Injury and Occupational Illness & Disease Rate (Cases/1,000,000 Hours Worked)							
• Employee	0.947	0.785	0.891	0.892	0.806		EM-CM-320a.1
• Contractor	0.869	0.923	0.766	0.723	0.734		RT-CH-320a.1
Fatality Work-Related Injury and Occupational Illness & Disease Rate (Cases/1,000,000 Hours Worked)							
• Employee	0.017	0.000	0.009	0.016	0.015		RT-CH-320a.1
• Contractor	0.057	0.015	0.045	0.043	0.036		
Total Numberof Recordable Work-Related Injury (Cases)[1]							
• Employee	112	92	100	98	104	GRI 403-9	
• Contractor	122	124	103	101	102		
Total Recordable Work-Related Injury Rate (Cases/1,000,000 Hours Worked)[1]							
• Employee	0.947	0.785	0.891	0.760	0.806	GRI 403-9	
• Contractor	0.869	0.923	0.766	0.716	0.734		
Number of Fatality Work-Related Injury (Cases)[1]							
• Employee (Male : Female)	1:1	0:0	1:0	2:0	2:0	GRI 403-9	
• Contractor (Male : Female)	8:0	2:0	6:0	5:0	4:0		
Fatality Work-Related Injury Rate (Cases/1,000,000 Hours Worked)[1]							
• Employee	0.017	0.000	0.009	0.016	0.015	GRI 403-9	
• Contractor	0.057	0.015	0.045	0.035	0.036		
Number of High-Consequence Work-Related Injury (Cases)[1]							
• Employee	2	1	2	4	4	GRI 403-9	
• Contractor	7	7	3	7	3		
High-Consequence Work-Related Injury Rate (Cases/1,000,000 Hours Worked)[1]							
• Employee	0.017	0.009	0.018	0.031	0.031	GRI 403-9	
• Contractor	0.050	0.052	0.022	0.050	0.022		
Lost Time Injury Frequency Rate (Cases/1,000,000 Hours Worked)[1]							
• Employee	0.389	0.137	0.276	0.186	0.248		
• Contractor	0.249	0.276	0.231	0.205	0.173		
Severity Work-Related Injury Rate (Cases/1,000,000 Hours Worked)							
• Employee	6.246	2.330	6.047	5.915	6.416		
• Contractor	8.780	10.849	5.386	5.908	3.352		

Performance Data	2021	2022	2023	2024	2025	GRI Standards	SASB
Total Number of Recordable Occupational Illness & Disease (Cases)							
• Employee[1]	0	0	0	17	0	GRI 403-10	
• Contractor	0	0	0	1	0		
Occupational Illness Frequency Rate (Cases/1,000,000 Hours Worked)							
• Employee[1]	0.000	0.000	0.000	0.132	0.000		
• Contractor	0.000	0.000	0.000	0.007	0.000		
Number of Fatality Occupational Illness & Disease (Cases)							
• Employee[1]	0	0	0	0	0	GRI 403-10	
• Contractor	0	0	0	1	0		
Number of Reported Casesof Silicosis (Cases)							
• Employee[1]	0	0	0	0	0		EM-CM-320a.2
• Contractor	0	0	0	0	0		
Near Miss Frequency Rate (Employee & Contractor) (Cases/1,000,000 Hours Worked)	20.213	58.044	32.285	28.262	16.842		EM-CM-320a.1
Process Safety Incidents Count (PSIC) (Cases)[2]	0	0	0	2	0		RT-CH-540a.1
Process Safety Total Incident Rate (PSTIR) (Cases/1,000,000 Hours Worked)[2]	0	0	0	0.049	0		RT-CH-540a.1
Process Safety Incident Severity Rate (PSISR) (Cases/1,000,000 Hours Worked)[2]	0	0	0	2.359	0		RT-CH-540a.1
From Travelling and Transportation							
Number of Fatality Work-Related Injury (Cases)[1]							
• Employee (Male : Female)	0:0	1:0	0:0	0:0	0:0	GRI 403-9	
• Contractor (Male : Female)	0:0	0:0	0:0	0:0	1:0		
• Direct Transportation Contractor (Male : Female)	0:0	2:0	0:0	2:0	0:0		
• Other Transportation Contractor (Male : Female)	0:0	0:0	1:0	0:0	0:0		
Number of Fatality Work-Related Occupational illness & Disease (Cases)							
• Employee (Male : Female)	0:0	0:0	0:0	1:0	0:0	GRI 403-10	
• Direct Transportation Contractor (Male : Female)	0:0	0:0	0:0	0:0	0:0		
Number of Transport Incidents (Cases)	24	16	12	3	2		RT-CH-540a.2
Logistics Drivers Trained from SCG Skills Development School (Persons)	8,969	17,243	15,355	20,500	20,600		
From Workplace, Travelling and Transportation							
Number of Fatality Work-Related Injury (Cases)[1]							
• Employee (Male : Female)	1:1	1:0	1:0	2:0	2:0	GRI 403-9	
• Contractor (Male : Female)	8:0	4:0	6:0	7:0	5:0		
Number of Fatality Work-Related Occupational illness & Disease (Cases)							
• Employee (Male : Female)	0:0	0:0	0:0	1:0	0:0	GRI 403-10	
• Direct Transportation Contractor (Male : Female)	0:0	0:0	0:0	1:0	0:0		
Others							
Product that have under gone a Hazard Assessment (%)[2]	100	100	100	100	100		RT-CH-410b.1
Revenue from Products that contain Globally Harmonized System of Classification and Labeling of Chemicals (GHS) (%)[2]	100	100	100	100	100		RT-CH-410b.1

[1] Within SGS's limited assurance scope
[2] Only Chemicals Business

Employee : A full time employee according to an employment contract suchas operational level,supervisory and technical staff level, and managerial level including Intern (probationary) and special contracted employee.

Workplace Contractor : A contractor that works for the organization, and whose work and/or workplace is controlled by the organization (exclude transportation contractor).

Direct Transportation Contractor : Transportation contractor with operation under SCG's brand.

Other Transportation Contractor : Other transportation contractor without operation under SCG's brand.

Total Recordable Work-Related Injury and Occupational Illness & Disease Rate

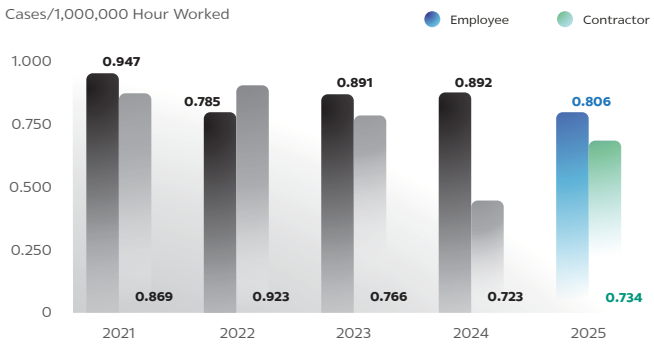

Lost Time Injury Frequency Rate

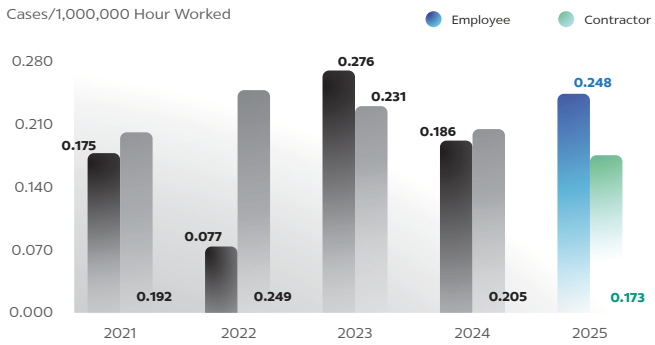

Number of Fatality Work-Related Injury

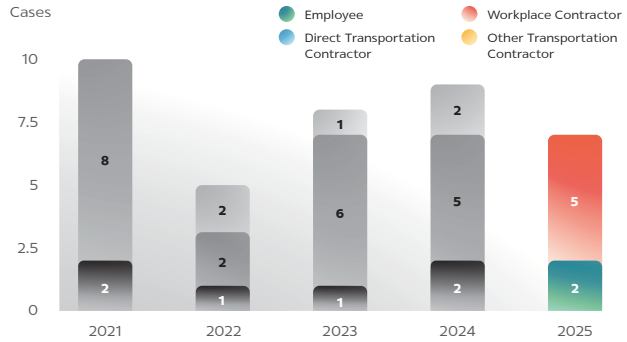

SPAP Certified Companies

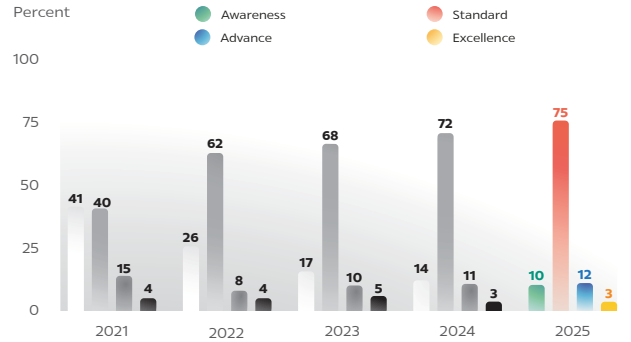

Workplace Contractor : A contractor that works for the organization, and whose work and/or workplace is controlled by the organization (exclude transportation contractor).

Direct Transportation Contractor : Transportation contractor with operation under SCG's brand.

Other Transportation Contractor : Other transportation contractor without operation under SCG's brand.

Workplace Contractor : A contractor that works for the organization, and whose work and/or workplace is controlled by the organization (exclude transportation contractor).

Direct Transportation Contractor : Transportation contractor with operation under SCG's brand.

Other Transportation Contractor : Other transportation contractor without operation under SCG's brand.

Social Performance

Labor and Social Development

SCG promotes diversity, equity and inclusion and achieve the target of 27% female in all management positions in 2025.

Performance Data Employee	2021	2022	2023	2024	2025	GRI Standards	SASB
Number of all employees (Persons)	58,283	57,814	55,578	53,730	51,941	GRI 2-7	
Female share of total workforce (%)	22.4	24.4	24.0	24.8	25.9	GRI 405-1b	
Females in all management positions (%)	24.8	30.5	30.6	27.9	28.4	GRI 2-7	
Females in junior management position (%)	26.6	32.6	33.4	29.9	29.9		
Females in top management position (%)	12.9	14.8	14.7	14.8	14.3		
Females in management position in revenue-generating functions (%)[1]	18.3	23.3	27.1	27.6	28.4		
Females in Science, Technology, Engineering and Mathematics positions (STEM-related positions) (%)	26.3	13.2	27.2	28.6	28.8		
Proportion of local employee abroad in all management positions (%)[2]	0.4	1.1	6.3	9.8	9.3	GRI 202-2	
Number of employees with disability (Persons)[3]	NA	NA	34	39	55		
Number of promoting occupations for people with disability (Persons)	NA	NA	255	244	240		
Equal pay information by Gender[6]						GRI 405-2	
• Ratio of average salary (base salary only) of female to male (Executive Level)[6]	1.086	1.017	0.988	1.069	0.968		
• Ratio of average total remuneration (base salary + other cash incentives) of female to male (Executive Level)[6]	1.133	1.098	1.169	0.987	0.969		
• Ratio of average salary (base salary only) of female to male (Management Level)[6]	0.995	0.938	1.015	0.937	0.924		
• Ratio of average total remuneration (base salary + other cash incentives) of female to male (Management Level)[6]	1.004	0.929	1.000	0.984	0.914		
• Ratio of average salary (base salary only) of female to male (Non-management Level)[6]	1.138	1.108	1.130	1.048	1.088		
• Ratio of average total remuneration (base salary + other cash incentives) of female to male (Non-management Level)[6]	0.987	0.965	0.974	0.915	0.942		
Employees represented by an independent trade union or covered by collective bargaining agreements (%)[4]	85.6	78.7	84.0	84.9	88.6		
Absence of employees							
• Sick leave (%)	9.1	10.0	12.0	11.3	12.7		
• Work-related leave (%)	0.0	0.0	0.0	0.0	0.0		
• Others (%)	90.9	90.0	88.0	88.7	87.3		
• Number of employees taken parental leave (Persons)[5]	250	267	216	175	244	GRI 401-3	
• Number of employees returned to work after parental leave (Persons)	246	251	200	165	241		
Number of new employees hire (Persons)	854	2,688	3,122	2,298	2,558	GRI 401-1a	
• Percentage of total employees (%)	1.5	4.6	5.6	4.3	4.9		
• by Gender (Female : Male) (%)	39 : 61	44 : 56	25 : 75	37 : 63	36 : 64		
• by Employee level (Management level : Other level) (%)	1.3 : 98.7	0.7 : 99.3	0.3 : 99.7	0.3 : 99.7	0.3 : 99.7		
• by Age group (under 30 yr : 30 - 50 yr : over 50 yr) (%)	74.4 : 25.5 : 0.1	74.4 : 25.5 : 0.1	56.7 : 40.8 : 2.5	70.9 : 28.2 : 0.9	65.7 : 32.8 : 1.5		

NA = Not Available

(1) Revenue-generating functions e.g. marketing, sales, production

(2) Calculate from number of local Management Level abroad over total number of management level

(3) Visual and physical impairment and movement disability or other, e.g. hearing impairment, mental disability, communication disability

(4) Employees joining trade union or working with companies covered by Welfare Committee

(5) Under Thai laws, only female employees can take parental leave

(6) Within SGS's limited assurance scope. SCG refined the methodology applied in calculating the gender pay ratio in 2024 that does not represent a change in remuneration policy or equal pay practices. An addendum to the 2024 assurance statement was issued on 9 February 2026, and the comparative information has been restated accordingly.

(7) From 2021 to 2023, the evaluation was conducted using the Kincentric Method (%)

Performance Data Employee	2021	2022	2023	2024	2025	GRI Standards	SASB
Number of positions filled by internal candidates (Rotation/ Promotion) (Persons)	2,232	11,418	11,156	14,256	8,013		
• Percentage of total employees (%)	3.8	19.7	34.4	45.9	29.6		
• by Gender (Female : Male) (%)	26 : 74	30 : 70	30 : 70	30 : 70	46 : 54		
• by Employee level (Management level : Other level) (%)	10.9 : 89.1	21.8 : 78.2	10.0 : 90.0	8.0 : 92.0	11.0 : 89.0		
• by Age group (under 30 yr : 30 - 50 yr : over 50 yr) (%)	14.6 : 79.1 : 6.3	12.4 : 75.4 : 12.2	12.0 : 73.0 : 15.0	10.7 : 73.2 : 16.1	10.4 : 72.0 : 17.6		
Average hiring cost per employee (Baht/Person)	85,542	95,720	87,975	75,934	78,715		
Voluntary employee turnover (Persons)	849	2,304	2,622	4,011	2,978	GRI 401-1b	
• Percentage of total employees (%)	1.5	4.0	4.7	7.5	5.7		
• by Gender (Female : Male) (%)	29 : 71	35 : 65	36 : 64	26 : 74	33 : 67		
• by Employee level (Management level : Other level) (%)	3.3 : 96.7	1.0 : 99.0	1.7 : 98.3	0.8 : 99.2	1.2 : 98.8		
• by Age group (under 30 yr : 30 - 50 yr : over 50 yr) (%)	27.0 : 68.9 : 4.1	38.4 : 57.3 : 4.3	36.2 : 58.7 : 5.1	31.1 : 62.3 : 6.6	40.1 : 56.6 : 3.3		
Total employee turnover (Persons)	1,323	3,575	4,074	4,540	5,472	GRI 401-1b	
• Percentage of total employees (%)	2.3	6.2	7.3	8.4	10.5		
• by Gender (Female : Male) (%)	27 : 73	40 : 60	36 : 64	25 : 75	32 : 68		
• by Employee level (Management level : Other level) (%)	5.5 : 94.5	6.0 : 94.0	1.6 : 98.4	1.8 : 98.2	3.2 : 96.8		
• by Age group (under 30 yr : 30 - 50 yr : over 50 yr) (%)	18.4 : 57.3 : 24.3	34.8 : 52.1 : 13.1	28.0 : 49.1 : 22.9	23.2 : 55.8 : 21.0	28.5 : 48.1 : 23.4		
Employee engagement level[7]	70	69	69	4.00	4.06		
• by Gender (Female : Male)	64 : 72	59 : 72	61 : 72	3.98 : 4.01	4.00 : 4.08		
• by Employee level (Management level : Other level)	74 : 69	68 : 69	65 : 69	4.03 : 4.00	4.11 : 4.06		
• by Service year (under 5 yr : 5 - 20 yr : over 20 yr)	64 : 67 : 77	68 : 66 : 75	69 : 68 : 72	4.07 : 3.99 : 3.99	4.08 : 4.10 : 4.13		
• by Nationality (Thai : Others)	69 : 74	66 : 77	64 : 81	3.92 : 4.17	4.02 : 4.16		

NA = Not Available

(1) Revenue-generating functions e.g. marketing, sales, production

(2) Calculate from number of local Management Level abroad over total number of management level

(3) Visual and physical impairment and movement disability or other, e.g. hearing impairment, mental disability, communication disability

(4) Employees joining trade union or working with companies covered by Welfare Committee

(5) Under Thai laws, only female employees can take parental leave

(6) Within SGS's limited assurance scope. SCG refined the methodology applied in calculating the gender pay ratio in 2024 that does not represent a change in remuneration policy or equal pay practices. An addendum to the 2024 assurance statement was issued on 9 February 2026, and the comparative information has been restated accordingly.

(7) From 2021 to 2023, the evaluation was conducted using the Kincentric Method (%)

Performance Data Employee	2021	2022	2023	2024	2025	GRI Standards	SASB
Employee satisfaction level[7]	NA	NA	65	4.23	4.25		
• by Gender (Female : Male)	NA	NA	59 : 68	4.18 : 4.25	4.14 : 4.29		
• by Employee level (Management level : Other level)	NA	NA	58 : 66	4.25 : 4.23	4.30 : 4.25		
• by Service year (under 5 yr : 5 - 20 yr : over 20 yr)	NA	NA	69 : 65 : 64	4.15 : 4.20 : 4.35	4.16 : 4.31 : 4.49		
• by Nationality (Thai : Others)	NA	NA	59 : 79	4.24 : 4.22	4.28 : 4.19		
Average hours of training and development (Hours/Person)	82	155	129	121	114	GRI 404-1	
• Mandatory (Hours/Person)	42	112	110	109	105		
• Non mandatory (Hours/Person)	40	43	19	12	9		
Average amount spent on training and development (Baht/Person)	9,569	13,540	13,905	14,931	14,677		
Number of sites where human rights risks have been identified with mitigation plans (Company)	50	33	49	46	52		
Reduce Inequality (Persons)	3,000	8,746	20,997	24,543	14,390		
Contribution for social and community development (Milliion Baht)	700	560	397	381	368	GRI 201-1	
• Contribution by SCG (Milliion Baht)	388	401	268	256	275		
• Contribution by SCG Foundation (Milliion Baht)	312	159	129	125	93		
Employee volunteering during paid working hours (Milliion Baht)	28	54	56	44	50		
In-kind giving: product or services donations, projects/ partnerships or similar (Milliion Baht)	147	15	9	9	5		
Management overheads related to CSR activity (Milliion Baht)	157	161	141	131	96		

NA = Not Available

(1) Revenue-generating functions e.g. marketing, sales, production

(2) Calculate from number of local Management Level abroad over total number of management level

(3) Visual and physical impairment and movement disability or other, e.g. hearing impairment, mental disability, communication disability

(4) Employees joining trade union or working with companies covered by Welfare Committee

(5) Under Thai laws, only female employees can take parental leave

(6) Within SGS's limited assurance scope. SCG refined the methodology applied in calculating the gender pay ratio in 2024 that does not represent a change in remuneration policy or equal pay practices. An addendum to the 2024 assurance statement was issued on 9 February 2026, and the comparative information has been restated accordingly.

(7) From 2021 to 2023, the evaluation was conducted using the Kincentric Method (%)

Percentage of Employees by Age

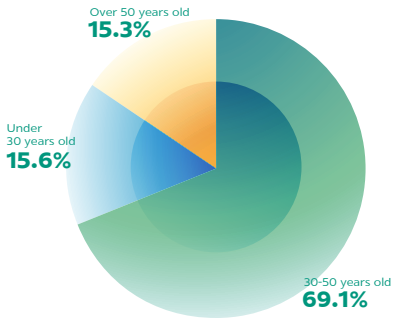

Percentage of Employees by Nationality

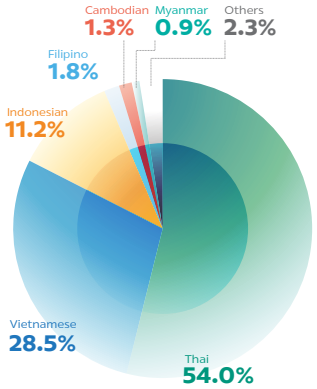

Percentage of Employees by Country

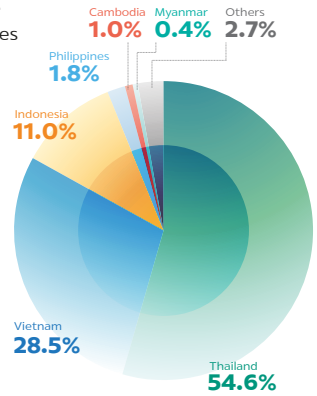

Share in All Management Positions, Including Junior, Middle and Senior Management by Nationality

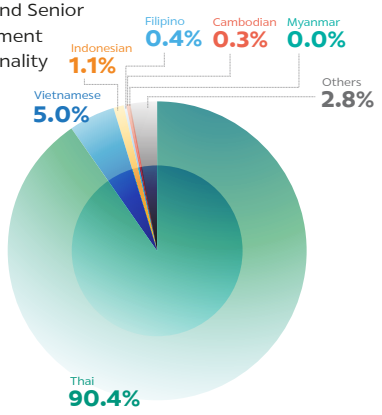

Percentage of New Employee Hires by Nationality

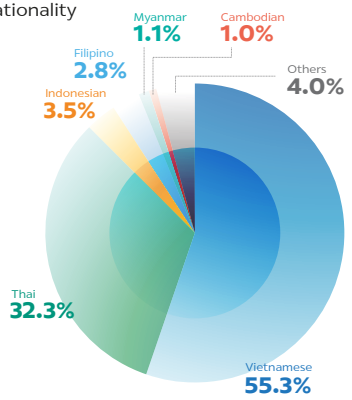

Percentage of Total Employee Turnover Rate by Nationality

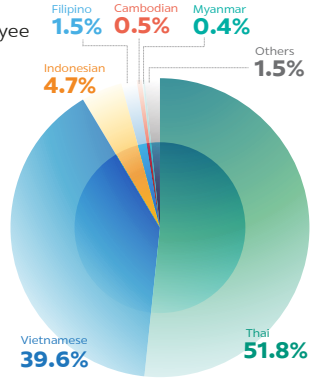

Operating Results of Cement Business in Accordance with Global Cement and Concrete Association (GCCA)

	Unit	2021	2022	2023	2024	2025
Number of facilities adopting GCCA Cement CO_2 Protocol	number of factory	16	16	16	16	16
	%	100	100	100	100	100
Absolute CO_2 emissions-Gross	million tons of CO_2	21.2	19.4	17.1	16.2	18.1
Absolute CO_2 emissions-Net	million tons of CO_2	20.6	18.8	16.4	15.3	17.3
Specific CO_2 emissions-Gross	kgCO_2/ton Cementitious	639.5	611.9	592.0	570.0	597.0
Specific CO_2 emissions-Net	kgCO_2/ton Cementitious	623.0	594.1	568.0	539.0	571.0
Heat consumption	MJ/ton clinker	3,465.8	3,567.4	3,655.0	3,777.0	3,759.0
Alternative fossil fuel	% by heat	7.7	9.1	11.7	15.1	12.3
Biomass	% by heat	12.2	17.8	23.8	28.5	21.1
Alternative raw material in clinker produced*	%	1.6	2.0	1.2	0.9	2.1
Alternative raw material in cement produced*	%	8.4	10.1	7.3	7.6	6.0
Total alternative raw material*	%	3.5	4.4	3.1	3.1	3.3
Clinker factor (cementitous)	%	74.2	71.8	71.2	69.3	69.4
Clinker produced with monitoring of Dust, NO_x, SO_2, VOC/THC, Heavy Metal, PCDD/F (KPI1)	%	99.4	57.3	50.9	65.4	72.8
Clinker produced using CEMs measurement of Dust, NO_x and SO_2 emissions (KPI2)	%	81.0	59.7	56.6	49.8	49.0
Dust emissions (KPI3)	tons	807.0	1,197.4	1,063.8	1,030.5	1,240.6
Specific dust emissions (KPI3)	g/ton clinker	44.0	50.4	52.5	50.0	58.5
NO_x emissions (KPI3)	tons	29,680.0	33,640.9	27,053.9	25,452.8	26,289.2
Specific NO_x emissions (KPI3)	g/ton clinker	1,632.0	1,415.5	1,335.4	1,235.6	1,240.0
SO_2 emissions (KPI3)	tons	1,035.0	1,350.5	1,059.1	933.8	1,802.0
Specific SO_2 emissions (KPI3)	g/ton clinker	57.0	56.8	52.3	45.3	85.0
Clinker produced with monitoring of Dust, NO_x, SO_2 (KPI4)	%	100.0	100.0	100.0	100.0	100.0
VOC/THC emissions (KPI3)*	tons	430.0	290.5	335.8	514.6	383.2
Specific VOC/THC (KPI3)*	g/ton clinker	24.0	17.7	21.9	34.1	24.8
Mercury emissions (KPI3)*	kg	29.5	10.2	11.3	19.4	16.8
Specific Mercury emissions (KPI3)*	mg/ton clinker	1.6	0.6	0.7	1.3	1.1
Clinker produced with monitoring of VOC/THC and Mercury (KPI4)*	%	99.4	99.3	99.3	99.2	99.2
Dioxin emission (PCDD/F) (KPI3)*	mg	99.0	127.7	157.5	110.4	100.6
Specific Dioxin (PCDD/F) (KPI3)*	mg/ton clinker	5.5	7.8	10.3	7.3	6.5
Clinker produced with monitoring of Dioxin (KPI4)*	%	76.1	82.2	99.3	88.6	99.2
HM1 emission*	kg	23.4	40.8	25.9	17.8	14.1
Specific HM1 emission*	mg/ton clinker	1.3	2.5	1.7	1.2	0.9
HM2 emission*	kg	527.9	892.3	1,654.1	296.0	774.0
Specific HM2 emission*	mg/ton clinker	29.2	54.2	108.0	19.6	50.2

	Unit	2021	2022	2023	2024	2025
Quarries where rehabilitation plan is implemented	number of site	4	11	11	11	11
	%	100	100	100	100	100
Quarries with community engagement plan in place	%	100	100	100	100	100
Quarries with high biodiversity value where biodiversity management plan is implemented	number of site	4	4	4	4	4
	%	100.0	36.4	36.4	36.4	36.4
Total water withdrawal	million cubic meter	9.9	13.0	12.2	12.0	12.9
Specific water withdrawal	liter/ton cementitious	413.0	412.1	423.0	422.0	422.0
Health and Safety						
Number of fatalities						
• Employee	cases	0	1	0	0	1
• Contractor	cases	3	3	4	6	2
• Third party	cases	2	0	0	3	0
Fatality rate of employee	cases/10,000 employees	0.0000	1.1420	0.0000	0.0000	1.720
Lost time injury frenquency rate of employee	cases/1,000,000 man-hours	0.0760	0.1140	0.3960	0.0000	0.038
Lost time injury frenquency rate of workplace contractor	cases/1,000,000 man-hours	0.1240	0.1870	0.2130	0.1300	0.1159
Injury severity rate of employee	day/1,000,000 man-hours	3.0580	2.0550	15.8330	0.0000	3.5308

* Scope of Report for a Cement Plant in Thailand

Mitigation Actions on Salient Human Rights Issues 2025 of SCG

SCG organized human rights due diligence workshop for relevant employees to review their knowledge and understanding and to enable them to assess human rights risks effectively. The assessment covers all business activities across the entire value chain, including suppliers and contractors, new investments, or mergers and partnerships, through stakeholder engagement. It also involves defining mitigation measures and monitoring the effectiveness of those measures. In addition, in cases where human rights violations occur, appropriate remediation processes must be in place. The salient human right issues and corresponding mitigation measures are as follows:

Scope	Salient Human Rights Issues	People Affected and Number of Companies	Mitigation and Remediation Actions	Result Monitoring
SCG's Own Operations	• **Health and Safety** Work-related lost time, fatality injury, and occupational illness & disease	• SCG's employees in subsidiaries (299 companies)	• Level up the implementation of SCG Safety Framework and occupational health and safety standards in practice, both in Thailand and abroad. • Monitor performance both lagging and leading indicators, such as near-miss incidents, unsafe actions, or conditions. Conduct root cause analysis to determine corrective and preventive measures, scale up best practices, and ensure swift communication of lesson learned to strengthen prevention in Thailand and abroad. • Measure health and safety performance by mandating it as part of Safety Performance Management System evaluation from supervisory levels up to all executive levels. • Apply digital technology and AI to strengthen process safety and machinery maintenance through a Unified Health Management platform, providing real-time visualization to support investment decisions, safety control, and business continuity. • Manage fire risk systematically and level up fire drill with external parties for maximum readiness. • Promote and instill safety culture continuously focusing on raising awareness and enhancing participation of all levels including on-site inspection aiming to seek and correct unsafe behavior to reduce work-related injury, and occupational illness and disease.	• 100% of SCG's plants/ subsidiaries within the scope of assessment passed the SPAP assessment. • 2 subsidiary companies reported fatality work-related injury or occupational illness & disease. • 26 subsidiary companies reported lost time work-related injury or occupational illness & disease.
Operations of Contractors and Suppliers	• **Health and Safety** Work-related lost time, fatality injury, and direct transportation	• SCG's contractors/ carriers (1,439 companies)	• Expand traveling and transportation safety measures in Vietnam, Indonesia, Laos, and Cambodia, and monitor the installation of mandatory in-vehicle equipment such as GPS, video recording cameras, and audible warning systems. • Apply digital technologies to enhance the efficiency of safety management, such as developing the CPAC Logistic Control Center, the Logistics Management System (LMS), and defining new alerts through ADAS/ DMS to monitor and reduce accident arising from risky driving behaviors. • Develop a fatigue management program to control resting hours of drivers, reduce the risk of accidents, and ensure compliance with legal requirements. • Scale up the good practices of Operational Discipline (OD) across all business units and foster a safety awareness in traveling and transportation, both on and off the job. • Audit compliance with transportation safety standards among business partners, both domestically and internationally.	• 93% of operation contractors certified under Contractor Safety Management. • 100% of major carriers have assessed. • 5 contractors/carriers reported fatality work-related injury. • 20 contractors/carriers reported lost time work-related injury.

Other Human Rights Initiatives

Human rights initiatives that SCG has continuously implemented to mitigate impacts and prevent human rights violations, as shown in the table below.

Scope	Highlight Activities	Result Monitoring
Own Operations	1. Level up human rights due diligence process by • Revised human rights due diligence process guideline and developed guideline for severity assessment of each human rights issues, to be used as a framework for execution in SCG. • Conducted human rights due diligence workshop for relevant employees from all business units to build knowledge and understanding in human rights risk assessment, risk management, and the prevention of human rights violations.	• 79 participants attended the training and workshop.
	2. Developed human rights violation and remediation actions, to be used as a framework for execution in SCG.	
	3. Organized on-site visits to facilitate the exchange of knowledge, experiences, and best practices among business units in human rights management and migrant worker's rights protection.	• Site visits to 2 companies
	4. Enhanced and expanded leave benefits to promote diversity and inclusiveness, including flexibility to support the varied needs of employees. These include paternity leave and marriage leave extended to cover same-sex spouses, leave for caring for ill family members, birthday leave, leave for attending graduation ceremonies, leave for participating in children's educational activities, leave for gender reassignment surgery and additional maternity leave days.	• Employee engagement equals 4.06 from 5.00
	5. Promoting employee well-being across four key dimensions: physical, mental, financial, and social well-being through a variety of continuous activities such as the 'Sati Space' program, designed to develop mindful listening skills and enhance mental well-being, as well as the 'Investment Expo for the Future' to strengthen knowledge and understanding of investment and financial planning for retirement.	
	6. Committed to fostering a culture of an 'Organization of Possibilities' that is open and inclusive, empowering employees to fully realize their potential in creating business value and developing new innovations, and to be part of driving sustainable growth together with the organization.	
	7. To foster respect for diversity and Inclusion, embrace differences, and cultivate a supportive environment that enables constructive collaboration and overall well-being. SCG has continuously implemented a variety of initiatives, such as communication campaigns during Pride Month to promote diversity, the "BE YOU Club Stage Talk" inspirational forum, and the "SCG Happy Space" activities, all of which aim to encourage employee participation in advancing diversity and Inclusion across various dimensions within the organization.	
	8. Promote and support the employment of persons with disabilities in various forms, covering both in-organization roles and external social activities, Additionally, develop their potential to enable them to live with quality of life and be self-reliance.	
	9. Conduct audits in accordance with the requirements of the SEDEX Members Ethical Trade Audit (SMETA), covering four areas: labor standards, health and safety, business ethics, and the environment.	• 13 subsidiary companies passed the audit.
Supply Chain	1. Strengthening the human rights assessment of suppliers and contractors through • Reviewing and standardizing human rights assessment criteria to ensure clarity and consistency, covering labor rights protection, employment conditions, forced labor, freedom of association and collective bargaining, and the prevention of human rights violations. • Categorizing and prioritizing critical suppliers and contractors for primary focus in human rights governance and oversight. • Providing training and education on human rights assessment criteria to procurement representatives across all business units, enabling them to conduct assessments effectively. • Conducting pilot human rights assessments of suppliers and contractors, and monitoring corrective and preventive actions in cases where non-compliance is identified.	• 36 participants attended the training. • 3 pilot contractors and suppliers underwent human rights assessments.
	2. Conduct annual ESG Risk assessments for suppliers/contractors that include an assessment of human rights aspects.	• 100% of suppliers/ contractors with procurement spend exceeding one million baht underwent an Environmental, Social, and Governance (ESG Risk) assessment.
	3. Provide supervision to oversee new and major suppliers/contractors to ensure their continuous commitment to complying with the Supplier Code of Conduct. 4. Establish communication channels to receive feedback, conduct audits, and monitor corrective actions and improvements of suppliers/contractors through the Supplier Portal.	• 98% of suppliers/ contractors with procurement spend demonstrated their commitment to complying with the SCG Supplier Code of Conduct.

Supplier Governance and Enhance Capacity Towards Sustainability

Critical Suppliers

refer to manufacturers and distributors of products and services that are significant to SCG's business operations, such as high purchasing volume, critical component, or non substitutable products.

High Potential Sustainability (ESG) Risk Suppliers

refer to manufacturers and distributors that are likely to cause negative impacts from their improper operations in the social (eg. human rights, employee and labor care), environment (eg. waste management) and governance (eg. legal compliance) aspects

Ratio of Procurement Spend on Products and Services by Group of Suppliers in 2025[1]

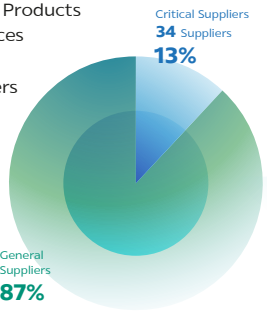

Actives Suppliers In 2025
9,064 Suppliers

Note: Suppliers in Thailand only

Ratio of Procurement Spend on Products and Services by Category in 2025[2]

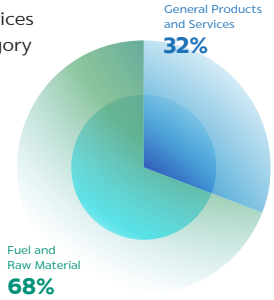

Ratio of Procurement Spend of High Potential Sustainability Risk Suppliers in 2025

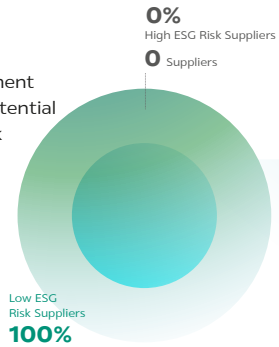

Sustainability risk found relates to safety. Corrective actions have been monitored under the oversight of Sustainable Supplier Committee and Transportation Safety Committee.

[1] Excluding affiliated companies
[2] Including affiliated companies

Four-Group Supplier Segmentation

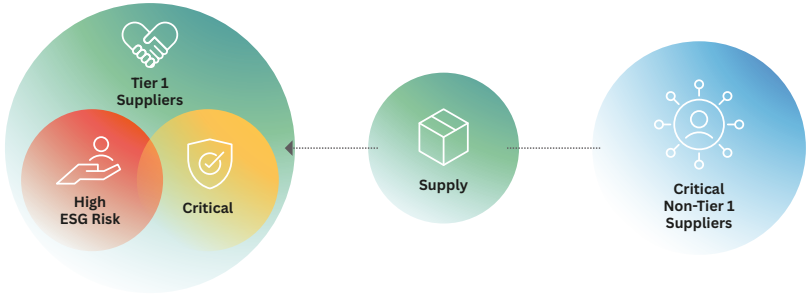

Tier 1 Suppliers
High Potential Sustainability (ESG) Risk Suppliers
Critical Suppliers
Critical Non-Tier 1 Suppliers

Supplier Development Plan to Mitigate Sustainability Risks

Sustainability related risks	Example of Development Plan	Number of Supplier
Human Rights Risk	A plan to enhance suppliers' human rights practices through human rights assessments and verification of compliance with fundamental labor laws, together with practical guidance on appropriate workforce management, with a focus on labor-intensive suppliers.	3
Occupational Health and Safety Risk	A program to elevate the safety standards and quality of raw material transportation to SCG Cement plants by applying the Good Transportation framework to assess, improve, and develop transportation contractors and logistics suppliers.	5

Supplier Development Plan to Enhance Suppliers' Capabilities

Program	Number of Supplier
Supply Chain Decarbonization 2025 Conducted hands-on CFO & CFP workshops for key suppliers' that play a critical role in the production process and have a significant impact on Scope 3 GHG emissions, to enhance their understanding and technical capabilities in preparing organizational and product carbon footprint data, and to ensure their readiness to accurately compile and submit CFP information.	56 (Session 1: 30 suppliers; Session 2: 26 supplies)
Go Together in Action A capability-building program designed to support suppliers in their transition toward a low-carbon society, with a strong emphasis on hands-on learning and active engagement. The initiative is supported by SCG units and subject-matter experts who serve as mentors and advisors throughout the process. Key focus areas include Energy Transition, Automation & Digitalization, Circular Economy, Productivity, and Carbon Footprint.	3
SX TSCN Sustainability Award 2025 The initiative to strengthen collaboration with suppliers and network alliances in enhancing capabilities across the value chain. The program promotes the transfer of ESG knowledge and standards, supports carbon management, improves resource efficiency, and advances the adoption of circular economy practices.	5

	Strategy	Implementation	Measurement	2021	2022	2023	2024	2025	Target
Economic	• Select and assess suppliers with the capability for sustainable business	• Evaluate vendors in terms of quality, cost and delivery (QCD Supplier Evaluation)	• Evaluate suppliers under Approved Vendor List (AVL) with vendor evaluation (QCD Supplier Evaluation).	100%	100%	100%	100%	100%	100% suppliers under Approved Vendor List (AVL) receive vendor evaluation (QCD Supplier Evaluation).
Economic	• Conduct risk assessment and supplier segmentation to formulate strategy and development plan corresponding with the risk	• Conduct a supplier assessment program and segmentation of critical suppliers with a systematic approach.	• Assess and classify critical suppliers	100% procurement spend	100% procurement spend	100% procurement spend	100% procurement spend	100% procurement spend	
Economic		• Conduct sustainability risk assessment and supplier segmentation since 2013	• Assess sustainability risks (ESG Risk)	100% procurement spend	100% procurement spend	100% procurement spend	100% procurement spend	100% procurement spend	100% suppliers of procurement spend processed through the annual Environmental, Social, and Governance (ESG) assessment.
Environment	• Develop and enhance supplier's capability towards sustainability	• Promote and audit suppliers for registration in the Green Procurement List • Purchase products and services according to the Green Procurement List 100%.	• Green procurement and products on the Green Procurement List	9,548 million baht	9,176 million baht	9,726 million baht	8,183 million baht	8,189 million baht	
Environment				92 products	95 products	94 products	95 products	95 products	
Environment		• Promote and support suppliers to participate in Green Industry (GI) assessment[1]	• Suppliers achieve the Green Industry Level 2 or higher certification	481 suppliers	752 suppliers	481 suppliers	515 suppliers	563 suppliers	
Social	• Develop and enhance supplier's capability towards sustainability	• Raise awareness and behavioral change to create safety culture • Use safety management system to uplift contractors safety standard. • Having contractors informed and signed for Life Saving Rules in every access for work.	• Operation contractors certified under Contractor Safety Management	85%	90%	89%	86%	93%	100% 100% Operation contractors certified under Contractor Safety Management every year from 2012 onwards.
Social			• Major carriers processed through Fleet Carriers Standards assessment	100%	100%	100%	100%	100%	100% major carriers processed through Fleet Carriers Standards assessment.
Social			• Lost Time Injury Frequency Rate (LTIFR) for contractors.	0.249[2] cases/ 1,000,000 Hours Worked	0.276 cases/ 1,000,000 Hours Worked	0.231 cases/ 1,000,000 Hours Worked	0.205 cases/ 1,000,000 Hours Worked	0.173 cases/ 1,000,000 Hours Worked	Zero fatality and LTIFR
Governance	• Select and assess suppliers with the capability for sustainable business	• Launched SCG Supplier Code of Conduct in 2013 and updated the latest version in 2022. • Started supervising new and main suppliers to commit to comply SCG Supplier Code of Conduct continuously since 2014.	• Suppliers committed to comply with SCG Supplier Code of Conduct	93% procurement spend	94% procurement spend	94% procurement spend	97% procurement spend	98% procurement spend	100% of the procurement spend comes from suppliers who commit to comply with SCG Supplier Code of Conduct by 2030.

[1] Green Industry: certification developed by the Ministry of Industry (Thailand) to encourage the industrial sector to operate a green business for sustainable development

[2] 1st year to incorporate performance from abroad operations

Subsidiaries Included in Sustainability Report 2025* (Thailand)

	Business/Company	Production	Raw Materials			Environment												Safety	Occupational Illness
			Total Raw Materials	Raw Materials Recycled	Raw Materials Renewable	Energy		Air				Water					Waste		
						Thermal	Electrical	Dust	SO_2	NO_x	GHG	Water Withdrawal	Recycled Water	BOD	COD	TSS			
1	The Siam Cement Public Company Limited																		
SCG Cement and Green Solutions (CGS)																			
1	SCG Cement Co., Ltd.																	✓	✓
2	The Concrete Products and Aggregate Co., Ltd.	✓	✓	✓	✓	NR	✓	NR	NR	NR	✓	✓	NR	NR	NR	NR	✓	✓	✓
3	The Siam Cement (Kaeng Khoi) Co.,Ltd.	✓	✓	✓	✓	✓	✓	✓	✓	✓	✓	✓	NR	NR	NR	NR	✓	✓	✓
4	The Siam Cement (Ta Luang) Co., Ltd. (Ta Luang /Khao Wong)	✓	✓	✓	✓	✓	✓	✓	✓	✓	✓	✓	NR	NR	NR	NR	✓	✓	✓
5	The Siam Cement (Thung Song) Co., Ltd.	✓	✓	✓	✓	✓	✓	✓	✓	✓	✓	✓	NR	NR	NR	NR	✓	✓	✓
6	The Siam Cement (Lampang) Co., Ltd.	✓	✓	✓	✓	✓	✓	✓	✓	✓	✓	✓	NR	NR	NR	NR	✓	✓	✓
7	The Siam Refractory Industry Co., Ltd.	✓	✓	✓	✓	✓	✓	✓	✓	✓	✓	✓	NR	NR	NR	NR	✓	✓	✓
8	Eco Plant Services Co., Ltd.	NR	NR	NR	NR	NR	NR	NR	NR	NR	NR	NR	NR	NR	NR	NR	NR	✓	✓
9	SCI Eco Services Co., Ltd.	✓	NR	NR	NR	NR	✓	NR	NR	NR	✓	✓	NR	NR	NR	NR	✓	✓	✓
10	Q Mix Supply Co., Ltd.	✓	✓	✓	NR	✓	✓	NR	NR	NR	NR	✓	NR	NR	NR	NR	NR	✓	✓
11	Silathai Sanguan (2540) Co., Ltd.	NR	NR	NR	NR	NR	NR	NR	NR	NR	NR	NR	NR	NR	NR	NR	NR	✓	✓
12	Silasanon Co., Ltd.	✓	✓	✓	NR	NR	✓	✓	NR	NR	NR	✓	NR	NR	NR	NR	NR	✓	✓
13	CPAC Construction Solution Co., Ltd.																	✓	✓
14	Green Conservation Solution Co., Ltd.																	✓	✓
SCG Smart Living and SCG Distribution and Retail (SL and D&R)																			
1	Cementhai Gypsum Co., Ltd.																		
2	MRC Roofing Co., Ltd.																		
3	The Siam Fibre-Cement Co., Ltd.																	✓	✓
4	Siam Fibre Cement Group Co., Ltd. (Saraburi/Ta Luang/ Thung Song/Nong Khae/Lumpang)	✓	✓	✓	✓	✓	✓	NR	✓	✓	✓	✓	✓	✓	✓	✓	✓	✓	✓
5	SCG Landscape Co., Ltd. (Khonkaen/Thung Song/ Ladkrabang/Lamphun/Sriracha/Nongkae/Fence)	✓	NR	NR	NR	✓	✓	NR	NR	NR	✓	✓	NR	NR	NR	NR	✓	✓	✓
6	Siam Fiberglass Co., Ltd.	✓	✓	✓	✓	✓	✓	✓	✓	✓	✓	✓	NR	✓	✓	✓	✓	✓	✓
7	SCG Roofing Co., Ltd. (Saraburi/Saraburi Nuestile/ Nakorn Prathom/Chonburi/Lamphun/Khonkaen/ Nakorn Sri Thammaraj/Nongkae)	✓	✓	✓	✓	✓	✓	✓	NR	✓	✓	✓	✓	✓	✓	✓	✓	✓	✓
8	SCG Cement-Building Materials Company Limited																	✓	✓
9	SCG Distribution Co., Ltd.																	✓	✓
10	SCG International Corporation Co., Ltd.																	✓	✓
11	SCG Building and Living Care Consulting Co., Ltd.																	✓	✓
12	Nexter Living Co., Ltd.																	✓	✓
13	Nexter Digital and Solution Co., Ltd.																	✓	✓
14	SCG Living and Housing Solution Co., Ltd.																	✓	✓
15	SCG Experience Co., Ltd.																	✓	✓
16	SCG Retail Holding Co., Ltd.																	✓	✓
17	Saraburirat Co., Ltd.	✓	✓	✓	✓	✓	✓	NR	NR	NR	✓	✓	NR	NR	NR	NR	✓	✓	✓
18	SCG Home Retail Co., Ltd.																	✓	✓
19	SCGT Automobile Co., Ltd.																	✓	✓
20	Quality Construction Products Public Company Limited (Bang Pa-In/Nong Kae)	✓	✓	✓	✓	✓	✓	✓	✓	✓	✓	NR	NR	NR	NR	NR	✓	✓	✓
21	Q-Con Eastern Co., Ltd.	✓	✓	✓	✓	✓	✓	✓	NR	✓	✓	NR	NR	NR	NR	NR	✓	✓	✓
22	Innovate AI Co., Ltd.																		
23	Panel World Co., Ltd.	✓	✓	✓	✓	✓	✓	✓	✓	✓	✓	NR	NR	NR	NR	NR	NR	✓	✓
24	SCG-Sekisui Sales Co., Ltd.																	✓	✓
25	Zifisense Asia Co., Ltd.	NR	NR	NR	NR	NR	NR	NR	NR	NR	NR	NR	NR	NR	NR	NR	NR		
26	SCG-Boonthavorn Holding Co., Ltd.																		
27	Thai Sunny Co., Ltd.																		
28	QCHANG TECHNOLOGY Company Limited																		
29	Siam Coating Innovations Co., Ltd.																		
30	Siam Smart Data Company Limited	NR	NR	NR	NR	NR	NR	NR	NR	NR	NR	NR	NR	NR	NR	NR	NR	NR	NR
31	Siam Saison Company Limited	NR	NR	NR	NR	NR	NR	NR	NR	NR	NR	NR	NR	NR	NR	NR	NR	NR	NR
SCG Decor (SCGD)																			
1	SCG Decor Public Company Limited																	✓	✓
2	The Siam Sanitary Fittings Co., Ltd.	✓	✓	✓	✓	✓	✓	✓	✓	✓	✓	NR	✓	✓	✓	✓	✓	✓	✓
3	Siam Sanitary Ware Co., Ltd.																	✓	✓
4	Siam Sanitary Ware Industry Co., Ltd.	✓	✓	✓	✓	✓	✓	✓	NR	✓	✓	✓	✓	NR	NR	NR	✓	✓	✓
5	Siam Sanitary Ware Industry (Nongkae) Co., Ltd.	✓	✓	✓	✓	✓	✓	✓	NR	✓	✓	✓	✓	NR	NR	NR	✓	✓	✓
6	SCG Ceramics Public Company Limited (HK plant/NK1 plant/NKIE plant)	✓	✓	✓	✓	✓	✓	✓	✓	✓	✓	✓	✓	✓	✓	✓	✓	✓	✓
7	Sosuco Ceramic Co., Ltd.	✓	✓	✓	✓	✓	✓	✓	✓	✓	✓	✓	NR	NR	NR	✓	✓	✓	✓
8	SUSUNN Smart Solution Co., Ltd.																	✓	✓
SCG Chemicals (SCGC)																			
1	SCG Chemicals Public Company Limited	NR	NR	NR	NR	NR	NR	NR	NR	NR	NR	NR	NR	NR	NR	NR	NR	✓	✓
2	Rayong Engineering & Plant Service Co., Ltd.	NR	NR	NR	NR	NR	NR	NR	NR	NR	NR	NR	NR	NR	NR	NR	NR	✓	✓
3	Protech Outsourcing Co., Ltd.	NR	NR	NR	NR	NR	NR	NR	NR	NR	NR	NR	NR	NR	NR	NR	NR	✓	✓
4	Repco Maintenance Co., Ltd.	NR	NR	NR	NR	NR	NR	NR	NR	NR	NR	NR	NR	NR	NR	NR	NR	✓	✓
5	Texplore Co., Ltd.	NR	NR	NR	NR	NR	NR	NR	NR	NR	NR	NR	NR	NR	NR	NR	NR	✓	✓
6	Vina SCG Chemicals Co., Ltd.																		
7	WTE Company Limited																		
8	SMH Co., Ltd.																		
9	Total Plant Service Co., Ltd.																		
10	Rayong Pipeline Co., Ltd.	NR	NR	NR	NR	NR	NR	NR	NR	NR	NR	NR	NR	NR	NR	NR	NR	✓	✓
11	Kation Power Co., Ltd.																		
12	Flowlab & Service Co., Ltd.	NR	NR	NR	NR	NR	NR	NR	NR	NR	NR	NR	NR	NR	NR	NR	NR	✓	✓
13	SENFI Ventures Company Limited																		
14	Thai Polyethylene Co., Ltd.	✓	✓	✓	✓	✓	✓	✓	NR	✓	✓	✓	✓	✓	✓	✓	✓	✓	✓
15	RIL 1996 Co., Ltd.	NR	NR	NR	NR	NR	✓	NR	NR	NR	✓	NR	NR	✓	✓	✓	✓	✓	✓
16	Thai Plastic and Chemicals Public Company Limited	✓	✓	✓	✓	✓	✓	✓	NR	✓	✓	✓	✓	✓	✓	✓	✓	✓	✓
17	TPC Paste Resin Co., Ltd.	✓	✓	✓	✓	✓	✓	✓	NR	✓	✓	✓	✓	✓	✓	✓	✓	✓	✓
18	Nawaplastic Industries Co., Ltd. (Rayong/Saraburi)	✓	✓	✓	✓	✓	✓	✓	NR	NR	✓	✓	NR	✓	✓	✓	✓	✓	✓
19	Nawa Intertech Co., Ltd.	NR	✓	✓	✓	✓	✓	NR	NR	NR	✓	✓	NR	NR	NR	NR	✓	✓	✓
20	SCG ICO Polymers Company Limited	✓	✓	✓	✓	✓	✓	✓	NR	NR	✓	✓	NR	NR	NR	NR	✓	✓	✓

	Business/Company	Production	Raw Materials			Environment												Safety	Occupational Illness
						Energy		Air				Water							
			Total Raw Materials	Raw Materials Recycled	Raw Materials Renewable	Thermal	Electrical	Dust	SO_2	NO_x	GHG	Water Withdrawal	Recycled Water	BOD	COD	TSS	Waste		
21	Map Ta Phut Tank Terminal Co., Ltd.	NR	NR	NR	NR	✓	✓	NR	NR	NR	✓	✓	NR	✓	✓	✓	✓	✓	✓
22	Rayong Olefins Co., Ltd.	✓	✓	✓	✓	✓	✓	✓	✓	✓	✓	✓	✓	✓	✓	✓	✓	✓	✓
23	Map Ta Phut Olefins Co., Ltd.	✓	✓	✓	✓	✓	✓	✓	✓	✓	✓	✓	✓	✓	✓	✓	✓	✓	✓
24	Circular Plas Company Limited	✓	✓	✓	✓	✓	✓	NR	NR	✓	✓	✓	NR	NR	NR	NR	✓	✓	✓
25	Teamplas Chemical Company Limited																		
26	Teamplas Circular Solutions Company Limited																		
27	Teamplas R&D Company Limited																		
	SCGP																		
1	SCG Packaging Public Company Limited																	✓	✓
2	SKIC International Co., Ltd.																	NR	NR
3	Siam Kraft Industry Co., Ltd. (Kanchanaburi/Ratchaburi)	✓	✓	✓	✓	✓	✓	✓	✓	✓	✓	✓	✓	✓	✓	✓	✓	✓	✓
4	Vexcel Pack Co., Ltd.	✓	✓	✓	✓	✓	✓	NR	NR	NR	✓	✓	NR	NR	NR	NR	✓	✓	✓
5	Precision Print Co., Ltd.	✓	✓	✓	✓	✓	✓	NR	NR	NR	✓	✓	NR	✓	✓	✓	✓	✓	✓
6	Invenique Co., Ltd.																	NR	NR
7	SCGP Excellence Training Center Co., Ltd.																	✓	✓
8	SCG Paper Energy Co., Ltd.	✓	✓	✓	✓	✓	✓	✓	✓	✓	✓	✓	✓	✓	✓	✓	✓	✓	✓
9	SCGP Solutions Co., Ltd.																		
10	SCGP Rigid Plastics Co., Ltd.																		
11	International Healthcare Packaging Co., Ltd.																		
12	Thai Cane Paper Public Company Limited (Kanchanaburi/Prachinburi)	✓	✓	✓	✓	✓	✓	✓	✓	✓	✓	✓	✓	✓	✓	✓	✓	✓	✓
13	Thai Containers Group Co., Ltd. (Navanakorn/ Pathumthani/Samut Prakarn/Ratchaburi/Songkhla/ Chonburi/Prachinburi/Saraburi/Kamphaeng Phet)	✓	✓	✓	✓	✓	✓	✓	✓	✓	✓	✓	✓	✓	✓	✓	✓	✓	✓
14	Thai Containers Khonkaen Co., Ltd.	✓	✓	✓	✓	✓	✓	✓	✓	✓	✓	✓	NR	NR	NR	NR	✓	✓	✓
15	Thai Containers Rayong Co., Ltd.	✓	✓	✓	✓	✓	✓	✓	✓	✓	✓	✓	NR	✓	✓	✓	✓	✓	✓
16	Orient Containers Co., Ltd. (Samutsakorn/Krathum Baen/ Nakorn Pathom)	✓	✓	✓	✓	✓	✓	✓	✓	✓	✓	✓	NR	✓	✓	✓	✓	✓	✓
17	Phoenix Pulp & Paper Public Company Limited	✓	✓	✓	✓	✓	✓	✓	✓	✓	✓	✓	✓	✓	✓	✓	✓	✓	✓
18	Thai Paper Co., Ltd. (Paper Production/Fest hub/Pulp Production-Banpong/Pulp Production-Wangsala/Molded Pulp)	✓	✓	✓	✓	✓	✓	✓	✓	✓	✓	✓	NR	NR	NR	✓	✓	✓	✓
19	The Siam Forestry Co., Ltd.	✓	✓	✓	✓	✓	✓	NR	NR	NR	✓	NR	NR	NR	NR	NR	NR	✓	✓
20	Panas Nimit Co., Ltd.	NR	NR	NR	NR	NR	NR	NR	NR	NR	NR	NR	NR	NR	NR	NR	NR	NR	NR
21	Thai Panason Co., Ltd.	NR	NR	NR	NR	NR	NR	NR	NR	NR	NR	NR	NR	NR	NR	NR	NR	NR	NR
22	Thai Panadorn Co., Ltd.	NR	NR	NR	NR	NR	NR	NR	NR	NR	NR	NR	NR	NR	NR	NR	NR	NR	NR
23	Thai Panaram Co., Ltd.	NR	NR	NR	NR	NR	NR	NR	NR	NR	NR	NR	NR	NR	NR	NR	NR	NR	NR
24	Suanpa Rungsaris Co., Ltd.	NR	NR	NR	NR	NR	NR	NR	NR	NR	NR	NR	NR	NR	NR	NR	NR	NR	NR
25	Siam Panawes Co., Ltd.	NR	NR	NR	NR	NR	NR	NR	NR	NR	NR	NR	NR	NR	NR	NR	NR	NR	NR
26	Thai Panaboon Co., Ltd.	NR	NR	NR	NR	NR	NR	NR	NR	NR	NR	NR	NR	NR	NR	NR	NR	NR	NR
27	Thai Wanabhum Co., Ltd.	NR	NR	NR	NR	NR	NR	NR	NR	NR	NR	NR	NR	NR	NR	NR	NR	NR	NR
28	Prepack Thailand Co., Ltd. (Samutsakorn/ Samut Songkhram/Rayong)	✓	✓	✓	✓	✓	✓	✓	✓	✓	✓	✓	NR	NR	NR	NR	✓	✓	✓
29	TC Flexible Packaging Co., Ltd.																		
30	SCGP-T Plastics Co., Ltd.																		

	Business/Company	Production	Raw Materials			Environment												Safety	Occupational Illness
						Energy		Air				Water							
			Total Raw Materials	Raw Materials Recycled	Raw Materials Renewable	Thermal	Electrical	Dust	SO_2	NO_x	GHG	Water Withdrawal	Recycled Water	BOD	COD	TSS	Waste		
31	Tawana Container Co., Ltd.	✓	✓	✓	✓	✓	✓	✓	✓	✓	✓	✓	NR	✓	✓	✓	✓	✓	✓
32	Conimex Co., Ltd.	✓	✓	✓	✓	✓	✓	NR	NR	NR	✓	✓	NR	NR	NR	NR	✓	✓	✓
33	VEM (Thailand) Co., Ltd.																		
	Others																		
1	Cementhai Holding Co., Ltd.																		
2	Cementhai Property (2001) Public Company Limited																		
3	Property Value Plus Co., Ltd.																		
4	SCG Accounting Services Co., Ltd.																		
5	SCG Legal Counsel Limited																		
6	CTO Management Co., Ltd.																		
7	SCG Cleanergy Co., Ltd.																	✓	✓
8	Jieng Cleanergy Co., Ltd.																		
9	T-Volt Co., Ltd.																		
10	NP Watt Co., Ltd.																		
11	CN Watt Co., Ltd.																		
12	BNN Energy Co., Ltd.																		
13	SCG Learning Excellence Co., Ltd.																		
14	Add Ventures Capital International Co., Ltd.																		
15	A.I. Technology Co., Ltd.																		
16	Add Ventures Capital Co., Ltd.																		
17	SCG HR Solutions Co., Ltd.																		
18	Bangsue Industry Co., Ltd.																		
19	Cleanergy ABP Co., Ltd.																		
20	SCG Cleanergy Inter Holding Co.,Ltd.																		
21	Siam GNE Solar Energy Co., Ltd.																		
22	BIT Innovation Company Limited																		
23	SCG Marketplace Holding Company Limited																		
24	Nexter Ventures Co., Ltd.																		
25	Greenvolt Co., Ltd.																		
26	Mega Lux Co., Ltd.																		
27	SJ Sol Co., Ltd.																		
28	Gold Solar Co., Ltd.																		
29	Solar Rich Co., Ltd.																		
30	Sun AS Co., Ltd.																		

* List of subsidiaries company according to One Report 2025

NR = Non Relevance (The data is not relevant or has no significance to the overall performance of SCG or is not included this year)

Office/Investment/Sales/Service where the collection of environmental, safety and occupational illness data is not necessary

Greenfield (less than 3 years) or newly acquired companies (less than 4 years) is not required to incorporate data into SCG

Subsidiaries Included in Sustainability Report 2025* (Abroad)

	Business/Company	Country	Production	Raw Materials			Environment											Safety	Occupational Illness
				Total Raw Materials	Raw Materials Recycled	Raw Materials Renewable	Energy: Thermal	Energy: Electrical	Air: Dust	Air: SO_2	Air: NO_x	Air: GHG	Water: Water Withdrawal	Water: Recycled Water	Water: BOD	Water: COD	Water: TSS	Waste		
SCG Cement and Green Solutions (CGS)																			
1	Khammouane Cement Co., Ltd.	Lao PDR	✓	✓	✓	✓	✓	✓	✓	✓	✓	✓	✓	NR	NR	NR	NR	NR	✓	✓
2	PT SCG Pipe and Precast Indonesia	Indonesia	✓	NR	NR	NR	✓	✓	✓	✓	✓	✓	NR	NR	NR	NR	NR	NR	✓	✓
3	PT Semen Lebak	Indonesia																	✓	✓
4	PT SCG Readymix Indonesia	Indonesia	NR	NR	NR	NR	NR	NR	NR	NR	NR	NR	NR	NR	NR	NR	NR	NR		
5	PT Sirkula Grevo Tek	Indonesia																	✓	✓
6	Vietnam Construction Materials Joint Stock Company	Vietnam	✓	✓	✓	✓	✓	✓	✓	✓	✓	✓	✓	NR	NR	NR	NR	✓		
7	Song Gianh Cement Joint Stock Company	Vietnam	✓	✓	✓	✓	✓	✓	✓	✓	✓	✓	✓	NR	✓	✓	NR	✓	✓	✓
8	Mien Trung Cement One Member Company Limited	Vietnam	✓	✓	✓	✓	✓	✓	NR	NR	NR	✓	✓	NR	NR	NR	NR	✓	✓	✓
9	Danang Cement One Member Company Limited	Vietnam	✓	✓	✓	✓	✓	✓	NR	NR	NR	✓	✓	✓	NR	NR	NR	NR	✓	✓
10	Phu Yen Cosevco Cement Company Limited	Vietnam	✓	✓	✓	✓	✓	✓	NR	NR	NR	✓	✓	✓	NR	NR	NR	NR	✓	✓
11	Buu Long Industry and Investment Joint Stock Company	Vietnam	✓	✓	✓	✓	✓	✓	NR	NR	NR	✓	✓	NR	✓	✓	✓	✓	✓	✓
12	PT Semen Jawa	Indonesia	✓	✓	✓	✓	✓	✓	✓	✓	✓	✓	✓	NR	NR	NR	NR	✓	✓	✓
13	Mawlamyine Cement Limited	Myanmar	NR	NR	NR	NR	NR	NR	NR	NR	NR	NR	NR	NR	NR	NR	NR	NR	✓	✓
14	Kampot Cement Co., Ltd.	Cambodia	✓	✓	✓	✓	✓	✓	✓	✓	✓	✓	✓	NR	NR	NR	NR	✓	✓	✓
15	CPAC Cambodia Co., Ltd.	Cambodia	✓	NR	NR	NR	✓	✓	NR	NR	NR	✓	✓	NR	NR	NR	NR	✓	✓	✓
16	SCG Myanmar Concrete and Aggregate Co., Ltd.	Myanmar	NR	NR	NR	NR	NR	NR	NR	NR	NR	NR	NR	NR	NR	NR	NR	NR	✓	✓
17	PT Pion Quarry Nusantara	Indonesia	✓	NR	NR	NR	✓	✓	NR	NR	NR	✓	✓	NR	NR	NR	NR	✓	✓	✓
18	PT Tambang Semen Sukabumi	Indonesia	NR	NR	NR	NR	NR	NR	NR	NR	NR	NR	NR	NR	NR	NR	NR	NR	✓	✓
19	Kampot Land Co., Ltd.	Cambodia																		
SCG Smart Living and SCG Distribution and Retail (SL and D&R)																			
1	SCG International Middle East Trading L.L.C	United Arab Emirates																	✓	✓
2	SCG Cement-Building Materials Vietnam Limited Liability Company	Vietnam																		
3	Cementhai Ceramics Philippines Holdings, Inc.	Philippines																	✓	✓
4	Cementhai Gypsum (Singapore) Pte. Ltd.	Singapore																		
5	SCG Concrete Roof (Vietnam) Co., Ltd.	Vietnam	✓	✓	✓	✓	✓	✓	✓	NR	NR	✓	✓	NR	NR	NR	NR	✓	✓	✓
6	SCG Concrete Roof (Cambodia) Co., Ltd.	Cambodia	✓	✓	✓	✓	✓	✓	✓	NR	NR	✓	✓	NR	NR	NR	NR	✓	✓	✓
7	PT SCG Lightweight Concrete Indonesia	Indonesia	✓	✓	✓	✓	✓	✓	✓	✓	✓	✓	✓	✓	✓	✓	✓	✓	✓	✓
8	SCG International Australia Pty. Ltd.	Australia																	✓	✓
9	SCG International China (Guangzhou) Co., Ltd.	China																	✓	✓
10	SCG International Hong Kong Limited	Hong Kong																	✓	✓
11	SCG International (Philippines) Corporation	Philippines																	✓	✓
12	SCG International USA Inc.	USA																	✓	✓
13	PT SCG International Indonesia	Indonesia																	✓	✓
14	SCG International Laos Co., Ltd.	Lao PDR																	✓	✓
15	SCG Marketing Philippines Inc.	Philippines																		
16	SCG International Malaysia Sdn. Bhd.	Malaysia																	✓	✓
17	SCG International (Cambodia) Co., Ltd.	Cambodia																	✓	✓
18	SCG International India Private Limited	India																	✓	✓
19	Unify Smart Tech Joint Stock Company	Vietnam																		
20	Myanmar CBM Services Co., Ltd.	Myanmar																		
21	SCG Home Vietnam Co., Ltd.	Vietnam																		
22	Prime - Ngoi Viet Joint Stock Company	Vietnam	✓	✓	✓	✓	✓	✓	✓	✓	✓	✓	✓	✓	✓	✓	✓	✓	✓	✓
23	PT Kokoh Inti Arebama Tbk.	Indonesia																		
24	PT Surya Siam Keramik	Indonesia	NR	NR	NR	NR	NR	NR	NR	NR	NR	NR	NR	NR	NR	NR	NR	NR	NR	NR
25	SCG-Boonthavorn (Cambodia) Co., Ltd.	Cambodia																	✓	✓
26	SCG International Bangladesh Company Limited	Bangladesh																	✓	✓
27	Mingalar Motor Co., Ltd.	Myanmar																	✓	✓
28	SCG Distribution and Retail (Cambodia) Co., Ltd.	Cambodia																		
29	PT Living Platform Indonesia	Indonesia																		
30	SCG International Corporation Vietnam Co., Ltd.	Vietnam																		
31	SCG International Arabia Limited	Saudi Arabia																		
32	PT Karya Makmur Kreasi Prima	Indonesia																		
SCG Decor (SCGD)																			
1	SCG Ceramics – Ly Heng Chhay (Cambodia) Co., Ltd.	Cambodia																		
2	Prime Group Joint Stock Company	Vietnam																	✓	✓
3	Prime Trading, Import and Export One Member Limited Liability Company	Vietnam																	✓	✓
4	Prime Pho Yen Joint Stock Company	Vietnam	✓	✓	✓	✓	✓	✓	✓	✓	✓	✓	✓	✓	✓	✓	✓	✓	✓	✓
5	Prime - Yen Binh Joint Stock Company	Vietnam	✓	✓	✓	✓	✓	✓	✓	✓	✓	✓	✓	✓	✓	✓	✓	✓	✓	✓
6	Prime - Tien Phong Joint Stock Company	Vietnam	✓	✓	✓	✓	✓	✓	✓	✓	✓	✓	✓	✓	✓	✓	✓	✓	✓	✓
7	Prime - Vinh Phuc Joint Stock Company	Vietnam	✓	✓	✓	✓	✓	✓	✓	✓	✓	✓	✓	✓	✓	✓	✓	✓	✓	✓
8	Prime - Truong Xuan Joint Stock Company	Vietnam	✓	NR	NR	NR	✓	✓	NR	NR	NR	✓	✓	NR	NR	NR	NR	✓	✓	✓
9	Prime Dai An Joint Stock Company	Vietnam	✓	✓	✓	✓	✓	✓	✓	✓	✓	✓	✓	✓	✓	✓	✓	✓	✓	✓
10	PT KIA Keramik Mas	Indonesia	✓	✓	✓	✓	✓	✓	✓	✓	✓	✓	✓	✓	✓	✓	✓	✓	✓	✓
11	PT Keramika Indonesia Assosiasi, Tbk.	Indonesia	✓	✓	✓	✓	✓	✓	✓	✓	✓	✓	✓	✓	✓	✓	✓	✓	✓	✓
12	Prime Dai Viet Joint Stock Company	Vietnam	✓	✓	✓	✓	✓	✓	✓	✓	✓	✓	✓	✓	✓	✓	✓	✓	✓	✓
13	Prime Thien Phuc Joint Stock Company	Vietnam	NR	NR	NR	NR	NR	NR	NR	NR	NR	NR	NR	NR	NR	NR	NR	NR	✓	✓
14	Prime Phong Dien Joint Stock Company	Vietnam	✓	✓	✓	✓	✓	✓	✓	✓	✓	✓	✓	✓	✓	✓	✓	✓	✓	✓
15	Prime Dai Loc Joint Stock Company	Vietnam	✓	✓	✓	✓	✓	✓	✓	✓	✓	✓	✓	✓	✓	✓	✓	✓	✓	✓

	Business/Company	Country	Production	Raw Materials			Environment												Safety	Occupational Illness
							Energy		Air				Water					Waste		
				Total Raw Materials	Raw Materials Recycled	Raw Materials Renewable	Thermal	Electrical	Dust	SO_2	NO_2	GHG	Water Withdrawal	Recycled Water	BOD	COD	TSS			
16	Mariwasa-Siam Ceramics, Inc.	Philippines	✓	✓	✓	✓	✓	✓	✓	✓	✓	✓	✓	✓	✓	✓	✓	✓	✓	✓
17	Prime Hao Phu Joint Stock Company	Vietnam	✓	✓	✓	✓	✓	✓	✓	✓	✓	✓	✓	✓	✓	✓	✓	✓	✓	✓
18	Prime Dai Quang Joint Stock Company	Vietnam	✓	✓	✓	✓	✓	✓	✓	✓	✓	✓	✓	✓	✓	✓	✓	✓	✓	✓
SCG Chemicals (SCGC)																				
1	Recycling Holding Volendam B.V.	Netherlands																		
2	Kras Investments B.V.	Netherlands																		
3	Krasgroup Vastgoed B.V.	Netherlands																		
4	Kras Belgium B.V.	Belgium																		
5	Kras Asia Ltd.	Hongkong																		
6	Kras Gemert B.V.	Netherlands																		
7	Kras Hoek van Holland B.V.	Netherlands																		
8	Kras Polymers B.V.	Netherlands																		
9	Kras Recycling B.V.	Netherlands																		
10	Sirplaste - Sociedade Industrial de Recuperados de Plástico, S.A.	Portugal	✓	✓	✓	✓	✓	✓	✓	NR	NR	✓	✓	✓	✓	✓	✓	✓	✓	✓
11	REPCO NEX (Vietnam) Company Limited	Vietnam	NR	NR	NR	NR	NR	NR	NR	NR	NR	NR	NR	NR	NR	NR	NR	NR	NR	NR
12	Long Son Petrochemicals Co., Ltd.	Vietnam	✓	✓	✓	✓	✓	✓	✓	✓	✓	✓	NR	✓	✓	✓	✓	✓	✓	✓
13	Norner AS	Norway																		
14	Norner Research AS	Norway																		
15	PT TPC Indo Plastic and Chemicals	Indonesia	✓	✓	✓	✓	✓	✓	✓	✓	✓	✓	✓	✓	✓	✓	✓	✓	✓	✓
16	Chemtech Co., Ltd.	Vietnam	✓	✓	✓	✓	NR	✓	NR	NR	NR	✓	NR	✓	✓	✓	✓	✓	✓	✓
17	Xplore S.R.L.	Italy																		
18	SENFI UK Limited	UK																		
19	Grand Nawaplastic Myanmar Co., Ltd.	Myanmar	✓	✓	✓	✓	✓	✓	NR	NR	NR	✓	✓	NR	NR	NR	NR	✓	✓	✓
20	Viet-Thai Plastchem Co., Ltd.	Vietnam	✓	✓	✓	✓	✓	NR	NR	NR	NR	✓	✓	NR	✓	✓	✓	✓	✓	✓
21	TPC Vina Plastic and Chemical Corporation Ltd.	Vietnam	✓	✓	✓	✓	✓	✓	✓	✓	✓	✓	✓	NR	✓	✓	✓	✓	✓	✓
22	Nawaplastic (Cambodia) Co., Ltd.	Cambodia	✓	✓	✓	✓	✓	NR	NR	NR	✓	✓	✓	NR	✓	✓	✓	✓	✓	✓
23	Binh Minh Plastics Joint Stock Company	Vietnam	✓	✓	✓	✓	✓	✓	✓	NR	NR	✓	✓	NR	NR	✓	✓	✓	✓	✓
24	North Binh Minh Plastics Limited Company	Vietnam	✓	✓	✓	✓	✓	✓	NR	NR	NR	✓	✓	NR	✓	✓	✓	✓	✓	✓
25	PT Berjaya Nawaplastic Indonesia	Indonesia	✓	✓	✓	✓	✓	✓	✓	✓	✓	✓	✓	NR	✓	✓	✓	✓	✓	✓
26	SCG Chemicals Trading Singapore Pte. Ltd.	Singapore																		
27	SCG Chemicals (Singapore) Pte. Ltd.	Singapore																		
28	Tuban Petrochemicals Pte. Ltd.	Singapore																		
29	SENFI Norway AS	Norway																		
30	SCGN AS	Norway																		
31	SENFI Swiss GmbH	Switzerland																		
32	PT Nusantara Polymer Solutions	Indonesia																		
33	REKS LLC	Kosovo																		
34	Teamplus Chemical Japan Company Limited	Japan																		

	Business/Company	Country	Production	Raw Materials			Environment												Safety	Occupational Illness
							Energy		Air				Water					Waste		
				Total Raw Materials	Raw Materials Recycled	Raw Materials Renewable	Thermal	Electrical	Dust	SO_2	NO_2	GHG	Water Withdrawal	Recycled Water	BOD	COD	TSS			
SCGP																				
1	Jordan Trading Inc.	USA																		
2	Peute Recycling B.V.	Netherlands																		
3	Peute Papierrecycling B.V.	Netherlands	✓	✓	✓	✓	NR	✓	NR	NR	NR	✓	✓	NR	NR	NR	NR	NR	✓	✓
4	Peute Plasticrecycling B.V.	Netherlands	✓	✓	✓	✓	NR	✓	NR	NR	NR	✓	✓	NR	NR	NR	NR	NR	✓	✓
5	Peute Recycling International B.V.	Netherlands																		
6	Peute Portugal, Unipessoal Lda	Portugal																		
7	Peute Recycling Spain S.L.	Spain																		
8	Peute Investments B.V.	Netherlands																		
9	Infiniplast B.V.	Netherlands																		
10	Go-Pak UK Limited	United Kingdom																	✓	✓
11	Go-Pak Vietnam Limited	Vietnam	✓	✓	✓	✓	✓	✓	NR	NR	NR	✓	✓	NR	✓	✓	✓	✓	✓	✓
12	Go-Pak Paper Products Vietnam Co., Ltd.	Vietnam	✓	✓	✓	✓	✓	✓	NR	NR	NR	✓	✓	NR	✓	✓	✓	✓	✓	✓
13	SCGP Solutions (Singapore) Pte. Ltd.	Singapore																		
14	SCGP Rigid Packaging Solutions Pte. Ltd.	Singapore																		
15	Deltalab Global, S.L.	Spain																	✓	✓
16	Deltalab, S.L.	Spain																	✓	✓
17	Keylab, S.L.U.	Spain	✓	✓	✓	✓	NR	✓	NR	NR	NR	✓	NR	NR	NR	NR	NR	NR	✓	✓
18	Nirco, S.L.	Spain																	✓	✓
19	Envases Farmaceuticos, S.A.	Spain	✓	✓	✓	✓	NR	✓	NR	NR	NR	✓	NR	NR	NR	NR	NR	NR	✓	✓
20	Equilabo Scientific, S.L.U.	Spain																	✓	✓
21	United Pulp and Paper Co., Inc.	Philippines	✓	✓	✓	✓	✓	✓	✓	✓	✓	✓	NR	✓	✓	✓	✓	✓	✓	✓
22	Vina Kraft Paper Co., Ltd.	Vietnam	✓	✓	✓	✓	✓	✓	✓	✓	✓	✓	✓	✓	✓	✓	✓	✓	✓	✓
23	Vina Corrugated Packaging Company Limited (Ho Chi Minh City/Hai Duong/ Binh Duong)	Vietnam	✓	✓	✓	✓	✓	✓	✓	✓	✓	✓	✓	✓	✓	✓	✓	✓	✓	✓
24	PT Indoris Printingdo	Indonesia	✓	✓	✓	✓	✓	✓	NR	NR	NR	✓	✓	✓	✓	✓	✓	✓	✓	✓
25	Peute UK Limited	United Kingdom																		
26	PT Indocorr Packaging Cikarang	Indonesia	✓	✓	✓	✓	✓	✓	✓	✓	✓	✓	NR	✓	✓	✓	✓	✓	✓	✓
27	Duy Tan Plastics Manufacturing Corporation	Vietnam	✓	✓	✓	✓	✓	✓	NR	NR	NR	✓	✓	✓	✓	NR	NR	✓	✓	✓
28	Duy Tan Long An Co., Ltd.	Vietnam	✓	✓	✓	✓	✓	✓	NR	NR	NR	✓	✓	NR	✓	NR	NR	✓	✓	✓
29	Duy Tan Precision Mold Co., Ltd.	Vietnam	✓	✓	✓	✓	✓	✓	NR	NR	NR	✓	✓	NR	✓	NR	NR	✓	✓	✓
30	Duy Tan Binh Duong Plastics Co., Ltd.	Vietnam	✓	✓	✓	✓	✓	✓	NR	NR	NR	✓	✓	NR	✓	NR	NR	✓	✓	✓
31	Mata Plastic Co., Ltd.	Vietnam	✓	✓	✓	✓	✓	✓	NR	NR	NR	✓	✓	NR	✓	NR	NR	✓	✓	✓
32	TCG Solutions Pte. Ltd.	Singapore																		
33	Interpress Printers Sendirian Berhad	Malaysia	✓	✓	NR	✓	✓	✓	NR	NR	NR	✓	✓	NR	NR	NR	NR	NR	✓	✓
34	PT Primacorr Mandiri	Indonesia	✓	✓	✓	✓	✓	✓	✓	✓	✓	✓	✓	NR	✓	✓	✓	✓	✓	✓
35	Bien Hoa Packaging Joint Stock Company	Vietnam	✓	✓	✓	✓	✓	✓	✓	✓	✓	✓	✓	✓	✓	✓	✓	✓	✓	✓

	Business/Company	Country	Production	Raw Materials			Environment														Safety	Occupational Illness
							Energy		Air					Water								
				Total Raw Materials	Raw Materials Renewable	Raw Materials Recycled	Thermal	Electrical	Dust	SO_x	NO_x	GHG	Water Withdrawal	Recycled Water	BOD	COD	TSS	Waste				
36	PT Fajar Surya Wisesa Tbk.	Indonesia	✓	✓	✓	✓	✓	✓	✓	✓	✓	✓	✓	✓	✓	✓	✓	✓	✓	✓	✓	✓
37	PT Dayasa Aria Prima	Indonesia	✓	✓	✓	✓	✓	✓	✓	✓	✓	✓	✓	✓	✓	✓	✓	✓	✓	✓	✓	✓
38	PT Indonesia Dirtajaya Aneka Industri Box (IUG/IUM)	Indonesia	✓	✓	✓	✓	✓	✓	✓	✓	✓	✓	✓	✓	✓	✓	✓	✓	✓	✓	✓	✓
39	PT Bahana Buana Box	Indonesia	✓	✓	✓	✓	✓	✓	✓	✓	✓	✓	✓	✓	✓	✓	✓	✓	✓	✓	✓	✓
40	PT Rapipack Asritama	Indonesia	✓	✓	✓	✓	✓	✓	✓	✓	✓	✓	✓	✓	✓	✓	✓	✓	✓	✓	✓	✓
41	Tin Thanh Packing Joint Stock Company	Vietnam	✓	✓	✓	✓	✓	✓	✓	✓	✓	✓	✓	NR	✓	✓	✓	✓	✓	✓	✓	✓
42	Law Print & Packaging Management Limited (UK)	United Kingdom																				
43	Law Print & Packaging Management Limited (IE)	Ireland																				
44	Bicappa Lab S.r.L.	Italy	✓	✓	✓	✓	NR	✓	NR	NR	NR	✓	✓	NR	NR	NR	NR	✓	✓	✓	✓	✓
45	Starprint Vietnam JSC	Vietnam	✓	✓	✓	✓	✓	✓	✓	✓	✓	✓	✓	NR	✓	✓	✓	✓	✓	✓	✓	✓
46	Go-Pak International Company Limited	Vietnam																				
Others																						
1	Cementhai Captive Insurance Pte. Ltd.	Singapore																				
2	SCG Vietnam Co., Ltd.	Vietnam																				
3	PT SCG Indonesia	Indonesia																				
4	PT SCG Cleanergy Indonesia	Indonesia																				
5	SCG Cleanergy Philippines Corporation	Philippines																				
6	SCG Cleanergy Vietnam Limited Liability Company	Vietnam																				

* List of subsidiaries company according to One Report 2025

NR = Non Relevance (The data is not relevant or has no significance to the overall performance of SCG or is not included this year)

Office/Investment/Sales/Service where the collection of environmental, safety and occupational illness data is not necessary

Greenfield (less than 3 years) or newly acquired companies (less than 4 years) is not required to incorporate data into SCG

SGS

ASSURANCE STATEMENT

SGS (THAILAND) LIMITED'S REPORT ON SUSTAINABILITY ACTIVITIES IN THE SIAM CEMENT PUBLIC COMPANY LIMITED'S FOR 2025

NATURE OF THE ASSURANCE/VERIFICATION

SGS (Thailand) Limited (hereinafter referred to as SGS) was commissioned by The Siam Cement Public Company Limited (hereinafter referred to as SCG) to conduct an independent assurance of SCG Sustainability Report 2025 and the Sustainability Report webpage (hereinafter referred to as the Sustainability Report) the year ended December 31, 2025 in accordance with the reporting criteria.

INTENDED USERS OF THIS ASSURANCE STATEMENT

This Assurance Statement is provided with the intention of informing all SCG's Stakeholders.

RESPONSIBILITIES

The information in the Report and its presentation are the responsibility of the directors or governing body (as applicable) and the management of SCG. SGS has not been involved in the preparation of any of the material included in the Report. Our responsibility is to express an opinion on the text, data, graphs and statements within the scope of verification with the intention to inform all SCG's stakeholders.

ASSURANCE STANDARDS, TYPE AND LEVEL OF ASSURANCE

The SGS ESG & Sustainability Report Assurance protocols used to conduct assurance are based upon internationally recognised assurance guidance and standards. Assurance has been conducted at a limited level of level of scrutiny.
The assurance of this report has been conducted according to the following Assurance Standards:

- ISAE 3000, Assurance Engagements other than Audits or Reviews of Historical Financial Information
- ISAE 3410, Assurance Engagements on Greenhouse Gas Statements

SCOPE OF ASSURANCE AND REPORTING CRITERIA

The scope of the assurance included evaluation of quality, accuracy and reliability of specified performance information as detailed below and evaluation of adherence to the following reporting criteria:

- WBCSD/ WRI Greenhouse Gas (GHG) Protocol for GHG data
- Global Reporting Initiative (GRI) Standards (In accordance with)
- Sustainability Accounting Standards Board (SASB) for Construction Materials, Chemicals, Containers & Packaging
- GCCA Sustainability Framework Guidelines February 2022
- GCCA Sustainability Guidelines for the monitoring and reporting of CO2 emissions from cement manufacturing October 2019
- GCCA Sustainability Guidelines for the monitoring and reporting of emissions from cement manufacturing October 2019
- GCCA Sustainability Guidelines for the monitoring and reporting of water in cement manufacturing October 2019
- GCCA Sustainability Guidelines for co-processing fuels and raw materials in cement manufacturing October 2019
- GCCA Sustainability Guidelines for Quarry Rehabilitation and Biodiversity Management May 2020
- GCCA Sustainability Guidelines for the monitoring and reporting of safety in cement and concrete manufacturing April 2025

SPECIFIED PERFORMANCE INFORMATION AND DISCLOSURES INCLUDED IN SCOPE

SCG's Sustainability Report are adequately in line with the Sustainability Reporting Standard and fulfills all the required content and quality criteria for the identified aspects listed as below;

a) Environmental dimension performance indicators expressed numerically or in descriptive text
   - Energy consumption and reduction (petajoules)
   - Greenhouse gas emissions and reduction (tons CO2 equivalent) : scope 1, scope 2 (Location-based & Market-based) and scope 3
   - Water withdrawal and effluent quality (million cubic meters) : consumption & withdrawal, recycling & reuse, discharge total and breakdown and discharge by quality (tons) (BOD, COD and TSS)
   - Waste management (tons) : waste generated, waste diverted from disposal, waste directed to disposal
   - Significant air emssions (Thousand Tons and Kilograms) : dust, Oxides of Nitrogen (NOx), Oxides of Sulfur (SOx) and other significant air emissions data including VOCs and Mercury
   - Production and raw materials (thousand tons) : renewable materials, non-renewable materials and recycled materials (thousand tons)

b) Social dimension performance indicators or in descriptive text
   - Work-related injuries : the number of hours worked, the number and rate of fatalities as a result of work-

related injury, the number and rate of high-consequence work-related injury (excluding fatalities), the number and rate of recordable work-related injuries, the main types of work-related injury and the number and rate of lost-time injury frequency rate
    - The number and rate of Process Safety Events – Tier 1
    - Work-related ill health: The number of fatality occupational illnesses & diseases, the number of cases of recordable occupational illnesses & diseases, occupational illnesses & diseases frequency rate, the main types of work-related occupational illnesses & diseases, and the number of hours worked
    - Gender pay gap: Ratio of basic salary and remuneration of women to men in executive level, management level, and non-management level
- c) Governance dimension performance indicators or in descriptive text
    - Double materiality assessment process
    - Supplier screening : total number of Tier-1 suppliers, total number of significant suppliers in Tier-1, percentage of total spend on significant suppliers in Tier-1, total number of significant suppliers in nonTier-1 and total number of significant suppliers (Tier-1 and nonTier-1)
    - Supplier assessment and development : total number of suppliers assessed via desk assessments/ on-site assessments, percentage of significant suppliers assessed, number of suppliers assessed with substantial actual/potential negative impacts, percentage of suppliers with substantial actual/potential negative impacts with agreed corrective action/improvement plan and number of suppliers with substantial actual/potential negative impacts that were terminated
    - Suppliers with corrective action plans : total number of suppliers supported in corrective action plan implementation and percentage of suppliers assessed with substantial actual/potential negative impacts supported in corrective action plan implementation
    - Suppliers in capacity building programs : total number of suppliers in capacity building programs and percentage of significant suppliers in capacity-building programs
    - Ethics e-Testing learned and passed by employees (%)
    - Number of unethical or improper conduct (Cases) : conflict of interest, corruption, violation of human rights,antitrust, use of insider information and breaches of customer privacy and losses of customer data

ASSURANCE METHODOLOGY

SGS's assurance engagements are carried out in accordance with assurance procedure.

The assurance comprised a combination of

- SCG's Management interviews, including the Sustainable Development team with responsibility for performance in the areas within scope
- Interview with data owners &/or managers responsible for internal data collection and reporting databases
- Document review of relevant systems, policies, and procedures where available
- Understanding, analysing and sample testing the key data collection, aggregation, validation and reporting systems, processes, procedures, and controls
- Sampling evidence to confirm the reliability of the selected reporting standards, selected 8 Sites of 5 business units for onsite visit as below:
    - 2 Sites of SCG Cement and Green Solutions including, The Siam Cement (Kaeng Khoi) Co.,Ltd. and PT Semen Jawa
    - 2 sites of SCGP including, Thai Cane Paper Public Company Limited (Kanchanaburi) and Vina Corrugated Packaging Company Limited (Hai Duong Branch)
    - 2 sites of SCG Chemicals (SCGC) including, Thai Plastic and Chemical Public Company Limited and North Binh Minh Plastics Limited Company
    - 1 site of SCG Decor (SCGD), Prime Dai Viet Joint Stock Company
    - 1 site of SCG Smart Living, Siam Fibre Cement Group Co.,Ltd. (Ta Luang)

The procedures performed in a limited assurance engagement vary in nature and timing from, and are less in extent than for, a reasonable assurance engagement. Consequently, the level of assurance obtained in a limited assurance engagement is substantially lower than the assurance that would have been obtained had a reasonable assurance engagement been performed.

LIMITATIONS AND MITIGATION

Financial data drawn directly from independently audited financial accounts has not been checked back to source as part of this assurance process. Note here any other specific limitations for the assurance engagement and actions taken to mitigate those limitation. Some statements and data within the scope were not assured due to lack of accessible records during the timescale allowed for assurance, and these are clearly marked throughout the Report.

STATEMENT OF INDEPENDENCE AND COMPETENCE

The SGS Group of companies is the world leader in inspection, testing and verification, operating in more than 140 countries and providing services including management systems and service certification; quality, environmental, social and ethical auditing and training; environmental, social and sustainability report assurance. SGS affirm our independence from SCG, being free from bias and conflicts of interest with the organisation, its subsidiaries and stakeholders.

The assurance team was assembled based on their knowledge, experience and qualifications for this assignment, and comprised auditors registered with ISO 9001, ISO 14001, ISO 45001, ISO 50001, ISO 14064-1, ISO 14067, ISO 26000, WFP, SA 8000 and experience on the SRA Assurance service provisions.

ASSURANCE/VERIFICATION OPINION

On the basis of the methodology described and the verification work performed, we are satisfied that the specified performance information included in the scope of assurance is accurate, reliable, has been fairly stated and has been prepared, in all material respects, in accordance with the reporting criteria. For future reporting, more descriptions of SCG and subsidiaries' involvement with reconsidering data collection tool and establish mechanism for internal audit on the data performance and should maintain the system in place.

We believe that the organisation has chosen an appropriate level of assurance for this stage in their reporting.

Signed:
For and on behalf of SGS (Thailand) Limited



Montree Tangtermsirikul
General Manager
238 TRR Tower, 19th-21st Floor, Naradhiwas Rajanagarindra Road,
Chong Nonsi, Yannawa, Bangkok 10120, Thailand
12 Febuary 2026
WWW.SGS.COM

GRI Content Index

GRI Standard/ Other Source		Disclosure	Location	OMISSION			Assurance
				Requirement (s) Omitted	Reason	Explanation	
General Disclosures							
GRI 2 : General Disclosures 2021	2-1	Organizational details	AR 12-17, 238, 258				
	2-2	Entities included in the organization's sustainability reporting	SR 124-132				
	2-3	Reporting period, frequency and contact point	SR 68-71				
	2-4	Restatements of information	SR 68-71				
	2-5	External assurance	SR 133-135				
	2-6	Activities, value chain and other business relationships	https://file.scgsustainability.com/wp-content/uploads/2025/04/11151215/key-stakeholder-engagement-2024-TH.pdf				
	2-7	Employees	AR 258, SR 110-115				
	2-8	Workers who are not employees		a, b, c	Confidentiality constraints	This information is for internal use.	
	2-9	Governance structure and composition	AR 238, SR 10-14				
	2-10	Nomination and selection of the highest governance body	AR 218-220				
	2-11	Chair of the highest governance body	AR 239				
	2-12	Role of the highest governance body in overseeing the management of impacts	AR 241-245				
	2-13	Delegation of responsibility for managing impacts	AR 243				
	2-14	Role of the highest governance body in sustainability reporting	SR 12-13, https://www.scgsustainability.com/th/sustainable-development-policy-and-structure/				
	2-15	Conflicts of interest	AR 242, AR 269, AR 273-274				
	2-16	Communication of critical concerns	AR 242, AR 269, AR 273-274				
	2-17	Collective knowledge of the highest governance body	AR 223-226				
	2-18	Evaluation of the performance of the highest governance body	AR 221-222				
	2-19	Remuneration policies	https : //www.scgsustainability.com/en/corporate-governance/				
	2-20	Process to determine remuneration	https://www.scgsustainability.com/en/corporate-governance/				
	2-21	Annual total compensation ratio		a, b, c	Confidentiality constraints	This information is for internal use.	
	2-22	Statement on sustainable development strategy	SR 04-09				
	2-23	Policy commitments	SR 01-03, SR 04-09				
	2-24	Embedding policy commitments	SR 10-14				
	2-25	Processes to remediate negative impacts	https://file.scgsustainability.com/wp-content/uploads/2025/04/11151215/key-stakeholder-engagement-2024-TH.pdf				
	2-26	Mechanisms for seeking advice and raising concerns	https://file.scgsustainability.com/wp-content/uploads/2025/04/11151215/key-stakeholder-engagement-2024-TH.pdf				
	2-27	Compliance with laws and regulations	AR 271-274				
	2-28	Membership associations	https://www.scgsustainability.com/en/collaborative-networks-for-sustainability-en/				
	2-29	Approach to stakeholder engagement	https://file.scgsustainability.com/wp-content/uploads/2025/04/11151215/key-stakeholder-engagement-2024-TH.pdf				
	2-30	Collective bargaining agreements	SR 110				

GRI Standard/ Other Source		Disclosure	Location	OMISSION			Assurance
				Requirement (s) Omitted	Reason	Explanation	
Material Topics							
GRI 3 : Material Topics 2021	3-1	Process to determine material topics	AR 128, SR 33-37				
	3-2	List of material topics	AR 128-136, SR 33-37				
Economic Performance							
GRI 3 : Material Topics 2021	3-3	Management of material topics	AR 13, SR 94-95				
GRI 201 : Economic Performance 2016	201-1	Direct economic value generated and distributed	AR 13, SR 94-95				
	201-2	Financial implications and other risks and opportunities due to climate change	AR 128-136				
	201-3	Defined benefit plan obligations and other retirement plans		a, b, c, d, e	Confidentiality constraints	This information is for internal use.	
	201-4	Financial assistance received from government	SR 94-95				
Market Presence							
GRI 3 : Material Topics 2021	3-3	Management of material topics	AR 133-134, SR 28-31, 106-115				
GRI 202 : Market Presence 2016	202-1	Ratios of standard entry level wage by gender compared to local minimum wage	SR 106-115				
	202-2	Proportion of senior management hired from the local community	SR 106-115				
Indirect Economic Impacts							
GRI 3 : Material Topics 2021	3-3	Management of material topics					
GRI 203 : Indirect Economic Impacts 2016	203-1	Infrastructure investments and services supported		a, b, c	Information unavailable/ incomplete	This information has been included in community investment.	
	203-2	Significant indirect economic impacts		a, b	Information unavailable/ incomplete	Impact valuation has been conducted by project base such as Sharing the Dream, Learn to Earn, The Power of Community, Skills Development School, and Q-CHANG.	
Procurement Practices							
GRI 3 : Material Topics 2021	3-3	Management of material topics	SR 28-31, 120-123				
GRI 204 : Procurement Practices 2016	204-1	Proportion of spending on local suppliers	SR 122-123				
Anti-corruption							
GRI 3 : Material Topics 2021	3-3	Management of material topics	AR 269-274				
GRI 205 : Procurement Practices 2016	205-1	Operations assessed for risks related to corruption	AR 269-274				
	205-2	Communication and training about anti-corruption policies and procedures	AR 269-274				
	205-3	Confirmed incidents of corruption and actions taken	AR 269-274				
Anti-competitive Behavior							
GRI 3 : Material Topics 2021	3-3	Management of material topics	AR 269-274				
GRI 206 : Anti-competitive Behavior 2016	206-1	Legal actions for anti-competitive behavior, anti-trust, and monopoly practices	AR 269-274				

GRI Standard/ Other Source	Disclosure		Location	OMISSION			Assurance
				Requirement(s) Omitted	Reason	Explanation	
Tax							
GRI 3 : Material Topics 2021	3-3	Management of material topics	- Tax Policy ; https : //file.scgsustainability.com/wp-content/uploads/2022/03/15125509/SCG-Tax-Policy-2021_EN.pdf				
GRI 207 : Tax 2019	207-1	Approach to tax	- Tax Policy ; https : //file.scgsustainability.com/wp-content/uploads/2022/03/15125509/SCG-Tax-Policy-2021_EN.pdf				
	207-2	Tax governance, control, and risk management	- Tax Policy ; https : //file.scgsustainability.com/wp-content/uploads/2022/03/15125509/SCG-Tax-Policy-2021_EN.pdf				
	207-3	Stakeholder engagement and management of concerns related to tax	- Tax Policy ; https : //file.scgsustainability.com/wp-content/uploads/2022/03/15125509/SCG-Tax-Policy-2021_EN.pdf				
	207-4	Country-by-country reporting	AR 150, SR 94-95				
Materials							
GRI 3 : Material Topics 2021	3-3	Management of material topics	SR 33-37				
GRI 301 : Materials 2016	301-1	Materials used by weight or volume	SR 96				
	301-2	Recycled input materials used	SR 96				
	301-3	Reclaimed products and their packaging materials		a, b	Information unavailable/ incomplete	Information of reclaimed products and packaging materials are collected by business unit for efficient production and quality improvement.	
Energy							
GRI 3 : Material Topics 2021	3-3	Management of material topics	SR 33-37, 41-47				
GRI 302 : Energy 2016	302-1	Energy consumption within the organization	SR 98				Yes
	302-2	Energy consumption outside of the organization		a, b, c, d	Confidentiality constraints	Energy data are very confidentality of suppliers, transporters, customers and related stakeholders in value chain.	
	302-3	Energy intensity	SR 98				
	302-4	Reduction of energy consumption	SR 41-47, 98				
	302-5	Reductions in energy requirements of products and services	SR 42-45				
Water and Effluents							
GRI 3 : Material Topics 2021	3-3	Management of material topics	SR 24-27, 78,79				
GRI 303 : Water and Effluents 2018	303-1	Interactions with water as a shared resource	SR 78-79				
	303-2	Management of water discharge-related impacts	SR 78-79				
	303-3	Water withdrawal	SR 100-101				Yes
	303-4	Water discharge	SR 100-101				Yes
	303-5	Water consumption	SR 100-101				

GRI Standard/ Other Source	Disclosure		Location	OMISSION			Assurance
				Requirement(s) Omitted	Reason	Explanation	
Biodiversity							
GRI 3 : Material Topics 2021	3-3	Management of material topics	SR 24-27, 80-81				
GRI 101 : Biodiversity 2024	101-1	Policies to halt and reverse biodiversity loss	SR 24-27				
	101-2	Management of biodiversity impacts	SR 24-27				
	101-3	Access and benefit-sharing	SR 24-27				
	101-4	Identification of biodiversity impacts	SR 24-27				
	101-5	Locations with biodiversity impacts	TNFD Report P.11 https://file.scgsustainability.com/wp-content/uploads/2025/09/22083801/SCG-Nature-report-2024.pdf				
	101-6	Direct drivers of biodiversity loss	TNFD Report P.11 https://file.scgsustainability.com/wp-content/uploads/2025/09/22083801/SCG-Nature-report-2024.pdf				
	101-7	Changes to the state of biodiversity	TNFD Report P.26, 33-35 https://file.scgsustainability.com/wp-content/uploads/2025/09/22083801/SCG-Nature-report-2024.pdf				
	101-8	Ecosystem services	TNFD Report P.11 https://file.scgsustainability.com/wp-content/uploads/2025/09/22083801/SCG-Nature-report-2024.pdf				
Emissions							
GRI 3 : Material Topics 2021	3-3	Management of material topics	SR 36-37, 74-75, 80-81				
GRI 305 : Emissions 2016	305-1	Direct (Scope 1) GHG emissions	SR 74-75, 97				Yes
	305-2	Energy indirect (Scope 2) GHG emissions	SR 74-75, 97				Yes
	305-3	Other indirect (Scope 3) GHG emissions	SR 74-75, 97				Yes
	305-4	GHG emissions intensity	SR 97				
	305-5	Reduction of GHG emissions	SR 97				
	305-6	Emissions of ozone-depleting substances (ODS)		a, b, c, d	Information unavailable/ incomplete	Collection of data is not required by law or corporate.	
	305-7	Nitrogen oxides (NO_x), sulfur oxides (SO_x), and other significant air emissions	SR 104				Yes
Spills							
GRI 3 : Material Topics 2021	3-3	Management of material topics	SR 102-103				
GRI 306 : Effluents and Waste 2016	306-3	Significant spills				Tier1 : 2 cases Tier2 : 1 case (Refer to API RP 754)	
Waste							
GRI 3 : Material Topics 2021	3-3	Management of material topics	SR 76-77				
GRI 306 : Waste 2020	306-1	Waste generation and significant waste-related impacts	SR 76-77				
	306-2	Management of significant waste-related impacts	SR 76-77				
	306-3	Waste generated	SR 102-103				Yes
	306-4	Waste diverted from disposal	SR 102-103				Yes
	306-5	Waste directed to disposal	SR 102-103				Yes

GRI Standard/ Other Source	Disclosure		Location	OMISSION			Assurance
				Requirement (s) Omitted	Reason	Explanation	
Supplier Environmental Assessment							
GRI 3 : Material Topics 2021	3-3	Management of material topics	SR 86-87				
GRI 308 : Supplier Environmental Assessment 2016	308-1	New suppliers that were screened using environmental criteria	SR 86-87, 122-123 https : //www.scgsustainability.com/en/supplier-management-towards-sustainable-value/				Yes
	308-2	Negative environmental impacts in the supply chain and actions taken	SR 86-87, 122-123				Yes
Employment							
GRI 3 : Material Topics 2021	3-3	Management of material topics	AR 259-261 SR 90, 118-119				
GRI 401 : Employment 2016	401-1	New employee hires and employee turnover	SR 111-112				
	401-2	Benefits provided to full-time employees that are not provided to temporary or part-time employees		a, b	Information unavailable/ incomplete	The benefit vary by country and type of employment.	
	401-3	Parental leave	SR 111				
Labor/Management Relations							
GRI 3 : Material Topics 2021	3-3	Management of material topics	AR 259-261 SR 29-30, 88-91, 118-119				
GRI 402 : Labor/ Management Relations 2016	402-1	Minimum notice periods regarding operational changes		a, b	Information unavailable/ incomplete	Under Labor Protection Act as minimum.	
Occupational Health and Safety							
GRI 3 : Material Topics 2021	3-3	Management of material topics	AR 112-113 SR 28-31, 82-83, 118				
GRI 403 : Occupational Health and Safety 2018	403-1	Occupational health and safety management system	AR 112-113, SR 82-83				
	403-2	Hazard identification, risk assessment, and incident investigation	AR 112-113, SR 82-83				
	403-3	Occupational health services	AR 112-113, SR 82-83				
	403-4	Worker participation, consultation, and communication on occupational health and safety	AR 112-1130, SR 82-83				
	403-5	Worker training on occupational health and safety	AR 112-113, SR 82-83				
	403-6	Promotion of worker health	AR 112-113, SR 82-83				
	403-7	Prevention and mitigation of occupational health and safety impacts directly linked by business relationships	AR 112-113, SR 82-83				
	403-8	Workers covered by an occupational health and safety management system	AR 166-197				
	403-9	Work-related injuries	SR 106-109, 116-117				Yes
	403-10	Work-related ill health	SR 106-109, 116-117				Yes
Training and Education							
GRI 3 : Material Topics 2021	3-3	Management of material topics	SR 29-30, 90-91				
GRI 404 : Training and Education 2016	404-1	Average hours of training per year per employee	AR 260-261, SR 112				
	404-2	Programs for upgrading employee skills and transition assistance programs	AR 260-261 SR 29-30, 90-91				
	404-3	Percentage of employees receiving regular performance and career development reviews	SR 90-91				
Diversity and Equal Opportunity							
GRI 3 : Material Topics 2021	3-3	Management of material topics	AR 113 SR 28-30, 88-91, 119				
GRI 405 : Diversity and Equal Opportunity 2016	405-1	Diversity of governance bodies and employees	SR 110, 114-115				
	405-2	Ratio of basic salary and remuneration of women to men	SR 110-111				Yes

GRI Standard/ Other Source	Disclosure		Location	OMISSION			Assurance
				Requirement (s) Omitted	Reason	Explanation	
Non-discrimination							
GRI 3 : Material Topics 2021	3-3	Management of material topics	AR 113 SR 28-30, 88-91, 119				
GRI 406 : Non-discrimination 2016	406-1	Incidents of discrimination and corrective actions taken	AR 274 SR 88-89				
Freedom of Association and Collective Bargaining							
GRI 3 : Material Topics 2021	3-3	Management of material topics	AR 113, SR 28-30, 88-89, 119				
GRI 407 : Freedom of Association and Collective Bargaining 2016	407-1	Operations and suppliers in which the right to freedom of association and collective bargaining may be at risk	SR 119-121				
Child Labor							
GRI 3 : Material Topics 2021	3-3	Management of material topics	AR 113 SR 28-30, 88-89, 119				
GRI 408 : Child Labor 2016	408-1	Operations and suppliers at significant risk for incidents of child labor	SR 119-121				
Forced or Compulsory Labor							
GRI 3 : Material Topics 2021	3-3	Management of material topics	AR 113 SR 28-30, 88-89, 119				
GRI 409 : Forced or Compulsory Labor 2016	409-1	Operations and suppliers at significant risk for incidents of forced or compulsory labor	SR 119-121				
Security Practices							
GRI 3 : Material Topics 2021	3-3	Management of material topics	AR 113 SR 28-30, 88-89				
GRI 410 : Security Practices 2016	410-1	Security personnel trained in human rights policies or procedures	AR 237, SR 119				
Rights of Indigenous Peoples							
GRI 3 : Material Topics 2021	3-3	Management of material topics	AR 113 SR 28-30, 88-89				
GRI 411 : Rights of Indigenous Peoples 2016	411-1	Incidents of violations involving rights of indigenous peoples	AR 274, SR 88-89				
Local Communities							
GRI 3 : Material Topics 2021	3-3	Management of material topics	AR 138-143 SR 28-31, 92-93				
GRI 413 : Local Communities 2016	413-1	Operations with local community engagement, impact assessments, and development programs	AR 138-143 SR 29, 31, 113				Yes
	413-2	Operations with significant actual and potential negative impacts on local communities	SR 29, 31, 113				
Supplier Social Assessment							
GRI 3 : Material Topics 2021	3-3	Management of material topics	SR 86-87, 118-119, 121-122				
GRI 414 : Supplier Social Assessment 2016	414-1	New suppliers that were screened using social criteria	AR 113, SR 86-87, 121-122 https : //www.scgsustainability.com/en/sustainable-value-towards-suppliers-en/				
	414-2	Negative social impacts in the supply chain and actions taken	SR 120-122				

GRI Standard/ Other Source	Disclosure		Location	OMISSION			Assurance
				Requirement(s) Omitted	Reason	Explanation	
Public Policy							
GRI 3 : Material Topics 2021	3-3	Management of material topics	SR 94				
GRI 415 : Public Policy 2016	415-1	Political contributions	SR 94				
Customer Health and Safety							
GRI 3 : Material Topics 2021	3-3	Management of material topics	SR 84-86, 88-89				
GRI 416 : Customer Health and Safety 2016	416-1	Assessment of the health and safety impacts of product and service categories	SR 107				
	416-2	Incidents of non-compliance concerning the health and safety impacts of products and services	SR 107				
Marketing and Labeling							
GRI 3 : Material Topics 2021	3-3	Management of material topics	SR 84-86				
GRI 417 : Marketing and Labeling 2016	417-1	Requirements for product and service information and labeling	SR 76-77				
	417-2	Incidents of non-compliance concerning product and service information and labeling	SR 107				
	417-3	Incidents of non-compliance concerning marketing communications	SR 107				
Customer Privacy							
GRI 3 : Material Topics 2021	3-3	Management of material topics	AR 118-119 SR 88-89				
GRI 418 : Customer Privacy 2016	418-1	Substantiated complaints concerning breaches of customer privacy and losses of customer data	AR 274				

Task Force on Climate-related Financial Disclosures (TCFD)

Recommendations		Disclose AR	Disclose SR
GOVERNANCE	Disclose the organization's governance around climate-related risks and opportunities.		
	a) Describe the board's oversight of climate-related risks and opportunities.	P.108-109 P.238-243	P.10-14
	b) Describe management's role in assessing and managing climate-related risks and opportunities.		
STRATEGY	Disclose the actual and potential impacts of climate-related risks and opportunities on the organization's businesses, strategy, and financial planning where such information is material.		
	a) Describe the climate-related risks and opportunities the organization has identified over the short, medium, and long term.	P.119-120 P.124-133	P.16-23 P.40-47
	b) Describe the impact of climate-related risks and opportunities on the organization's businesses, strategy, and financial planning.		
	c) Describe the resilience of the organization's strategy, taking into consideration different climate-related scenarios, including a 2℃ or lower scenario.		
RISK MANAGEMENT	Disclose how the organization identifies, assesses, and manages climate-related risks.		
	a) Describe the organization's processes for identifying and assessing climate-related risks.	P.109-110	P.32-37
	b) Describe the organization's processes for managing climate related risks.		
	c) Describe how processes for identifying, assessing, and managing climate-related risks are integrated into the organization's overall risk management.		
METRICS and TARGETS	Disclose the metrics and targets used to assess and manage relevant climate-related risks and opportunities where such information is material.		
	a) Disclose the metrics used by the organization to assess climate-related risks and opportunities in line with its strategy and risk management process.	P.137	P.38-39 P.72-77 P.96-99 P.122-123
	b) Disclose Scope 1, Scope 2, and, if appropriate, Scope 3 greenhouse gas (GHG) emissions, and the related risks.		
	c) Describe the targets used by the organization to manage climate-related risks and opportunities and performance against targets.		

AR = One Report

SR = Sustainability Report

Sustainability Accounting Standards Board Response (SASB)

TOPIC	METRIC	CATEGORY	UNIT OF MEASURE	CODE	RESPONSE/ REFERENCE
Activity Metrics	Production by major product line	Quantitative	Metric tons (t)	EM-CM-000.A RT-CH-000.A RT-CP-000.A	P.96
Greenhouse Gas Emissions	Gross global Scope 1 emissions, percentage covered under emissions-limiting regulations	Quantitative	Metric tons (t) CO_2-e, Percentage (%)	EM-CM-110a.1 RT-CH-110a.1 RT-CP-110a.1	P.97-98
	Discussion of long-term and short-term strategy or plan to manage Scope 1 emissions, emissions reduction targets, and an analysis of performance against those targets	Discussion and Analysis	n/a	EM-CM-110a.2 RT-CH-110a.2 RT-CP-110a.2	P.18-23, P.40-47, P.74-77
Air Quality	Air emissions of the following pollutants: (1) NO_x (excluding N_2O), (2) SO_x, (3) particulate matter (PM10), (4) dioxins/furans, (5) volatile organic compounds (VOCs), (6) polycyclic aromatic hydrocarbons (PAHs), and (7) heavy metals	Quantitative	Metric tons (t)	EM-CM-120a.1 RT-CH-120a.1 RT-CP-120a.1	(1) (2) (3) P.104 (4) (5) (6) (7) P.116-117
Energy Management	(1) Total energy consumed, (2) percentage grid electricity, (3) percentage alternative, (4) percentage renewable*	Quantitative	Gigajoules (GJ), Percentage (%)	EM-CM-130a.1 RT-CH-130a.1 RT-CP-130a.1	(1) (2) (3) (4) P.98-99
Water Management	(1) Total fresh water withdrawn, (2) percentage recycled*, (3) percentage in regions with High or Extremely High Baseline Water Stress	Quantitative	Thousand cubic meters (m^3), Percentage (%)	EM-CM-140a.1 RT-CH-140a.1 RT-CP-140a.1	(1) (2) (3) P.100-101
	Number of incidents of non-compliance associated with water quality permits, standards, and regulations	Quantitative	Number	RT-CH-140a.2 RT-CP-140a.3	P.105
	Description of water management risks and discussion of strategies and practices to mitigate those risks	Discussion and Analysis	n/a	RT-CH-140a.3 RT-CP-140a.2	P.24-27, P.48-55, P.78-79
Waste Management	Amount of waste generated, percentage hazardous, percentage recycled*	Quantitative	Metric tons (t), Percentage (%)	EM-CM-150a.1 RT-CH-150a.1 RT-CP-150a.1	P.102-103

* Represents group level only

Construction Materials Specific

TOPIC	METRIC	CATEGORY	UNIT OF MEASURE	CODE	RESPONSE/ REFERENCE
Biodiversity Impacts	Description of environmental management policies and practices for active sites	Discussion and Analysis	n/a	EM-CM-160a.1	P.24-27
	Terrestrial acreage disturbed, percentage of impacted area restored	Quantitative	Acres (ac), Percentage (%)	EM-CM-160a.2	3,570 ac, 8.9%
Workforce Health & Safety	(1) Total recordable incident rate (TRIR)* and (2) near miss frequency rate (NMFR)* for (a) full time employees and (b) contract employees	Quantitative	Rate	EM-CM-320a.1	P.106-107 Safety KPIs are disclosed in accordance with GRI and GCCA.
	Number of reported cases of silicosis	Quantitative	Number	EM-CM-320a.2	P.106-107
Product Innovation	Percentage of products that qualify for credits in sustainable building design and construction certifications	Quantitative	Percentage (%) by annual sales revenue	EM-CM-410a.1	P.96
	Total addressable market and share of market for products that reduce energy, water, and/or material impacts during usage and/or production	Quantitative	Reporting currency, Percentage (%)	EM-CM-410a.2	P.96
Pricing Integrity & Transparency	Total amount of monetary losses as a result of legal proceedings associated with cartel activities, price fixing, and anti-trust activities	Quantitative	Reporting currency	EM-CM-520a.1	No case found in 2025

* Represents group level only

Chemicals Specific

TOPIC	METRIC	CATEGORY	UNIT OF MEASURE	CODE	RESPONSE/ REFERENCE
Community Relations	Discussion of engagement processes to manage risks and opportunities associated with community interests**	Discussion and Analysis	n/a	RT-CH-210a.1	https://file.scg sustainability.com/ wp-content/uploads/ 2025/04/11151215/ key-stakeholder- engagement-2024- TH.pdf
Workforce Health & Safety	1) Total recordable incident rate (TRIR)* and (2) fatality rate* for (a) direct employees and (b) contract employees	Quantitative	Rate	RT-CH-320a.1	P.106-107 Safety KPIs are disclosed in accordance with GRI
	Description of efforts to assess, monitor, and reduce exposure of employees and contract workers to long-term (chronic) health risks	Discussion and Analysis	n/a	RT-CH-320a.2	https://file.scg sustainability.com/ wp-content/uploads/ 2025/04/11151215/ key-stakeholder- engagement-2024- TH.pdf
Product Design for Use-phase Efficiency	Revenue from products designed for use-phase resource efficiency	Quantitative	Reporting currency	RT-CH-410a.1	P.94
Safety & Environmental Stewardship of Chemicals	(1) Percentage of products that contain Globally Harmonized System of Classification and Labeling of Chemicals (GHS) Category 1 and 2 Health and Environmental Hazardous Substances, (2) percentage of such products that have undergone a hazard assessment	Quantitative	Percentage (%) by revenue, Percentage (%)	RT-CH-410b.1	(1) P.107 (2) P.107
	Discussion of strategy to (1) manage chemicals of concern and (2) develop alternatives with reduced human and/or environmental impact	Discussion and Analysis	n/a Community Relations	RT-CH-410b.2	P.76-77
Genetically Modified Organisms	Percentage of products by revenue that contain genetically modified organisms (GMOs)	Quantitative	Percentage (%) by revenue	RT-CH-410c.1	Not Applicable
Management of the Legal & Regulatory Environment	Discussion of corporate positions related to government regulations and/or policy proposals that address environmental and social factors affecting the industry	Discussion and Analysis	n/a	RT-CH-530a.1	Annual Report 2025, P.112
Operational Safety, Emergency Preparedness & Response	Process Safety Incidents Count (PSIC), Process Safety Total Incident Rate (PSTIR), and Process Safety Incident Severity Rate (PSISR)	Quantitative	Number, Rate	RT-CH-540a.1	P.106-107
	Number of transport indicents*	Quantitative	Number	RT-CH-540a.2	P.106-107

* Represents group level only

**Applies the same practice as SCG

Containers & Packaging Specific

TOPIC	METRIC	CATEGORY	UNIT OF MEASURE	CODE	RESPONSE/ REFERENCE
Activity Matric	Percentage of production as: (1) paper/wood, (2) glass, (3) metal, and (4) plastic	Quantitative	Percentage (%) by revenue	RT-CP-000.B	SCGP Sustainability Report 2025 (1) 81.7% (4) 12.5 %
	Number of employees	Quantitative	Number	RT-CP-000.C	P.250
Product Lifecycle Management	Percentage of raw materials from: (1) recycled content, (2) renewable resources, and (3) renewable and recycled content	Quantitative	Percentage (%) by weight	RT-CP-410a.1	(3) 98.1%
	Revenue from products that are reusable, recyclable, and/or compostable	Quantitative	Reporting currency	RT-CP-410a.2	73,002 MB (Green Choice)
	Discussion of strategies to reduce the environmental impact of packaging throughout its lifecycle	Discussion and Analysis	n/a	RT-CP-410a.3	SCGP Sustainability Report 2025 P.44
Product Safety	Number of recalls issued, total units recalled	Quantitative	Number	RT-CP-250a.1	Zero recall
	Discussion of process to identify and manage emerging materials and chemicals of concern	Discussion and Analysis	n/a	RT-CP-250a.2	SCGP Sustainability Report 2025 P.48-49
Supply Chain Management	Total wood fiber procured, percentage from certified sources	Quantitative	Metric tons (t), Percentage (%)	RT-CP-430a.1	4.11 MT, 100% of FSC™-CW/ COC : FSC-C133879
	Total aluminum purchased, percentage from certified sources	Quantitative	Metric tons (t) CO_2-e, Percentage (%)	RT-CP-430a.2	Not Applicable

SCG

inclusive green growth

The Siam Cement Public Company Limited
1 Siam Cement Road, Bangsue, Bangkok 10800 THAILAND
Tel : 066-2586-3333, 066-2586-4444 Fax : 066-2586-2974
www.scg.com



This report is printed on Green Ocean paper using biomass-based ink derived from plant materials and environmentally friendly production processes.